



Count On Us

TRANSPORTATION DATA COLLECTION

ANSTY CLASSIFIED TURNING COUNTS

SURVEY REPORT JULY 2008

JOB NO.	37103
CHECKED	CB
DATE	17/07/2008
CONTACT	N. TOONE
REVISION	

CONTENTS

Introduction

Site Notes

Diagram 1 – General Location Plan

Drawing 37103-01

Appendix A – Vehicle Categories

Appendix B – Classified Counts

INTRODUCTION

Count On Us were instructed by Halcrow to undertake classified counts at five locations around Ansty, Warwickshire. The surveys were carried out on Wednesday 9th July 2008; survey hours were 07:00 to 10:00 and 16:00 to 19:00. A General Location Plan is given in Diagram 1.

Classified Counts

Classified counts were undertaken at the following sites:

Site 1 - B4029 / B4065

Site 2 - Coombe Fields Road / B4029

Site 3 - Coombe Fields Road / Peter Hall Lane

Site 4 - B4027 / Coombe Fields Road

Site 5 - Peter Hall Lane / B4029

The junctions were surveyed using telescopically mounted video cameras from which the vehicle movements were subsequently extracted. Details of the observed movements are given in Drawing 37103-01.

All information was collected in fifteen-minute intervals and has been tabulated with hourly totals. In addition the peak 60-minute period has been identified at each junction.

Vehicles were divided into the following categories:

Cars (**CAR**);

Light Goods Vehicles (**LGV**);

Other Goods Vehicles Type 1 (**OGV1**);

Other Goods Vehicles Type 2 (**OGV2**);

Passenger Service Vehicles (**PSV**).

Further details of the vehicles included in each of these categories are given in Appendix A.

The results of the classified counts are given in Appendix B.

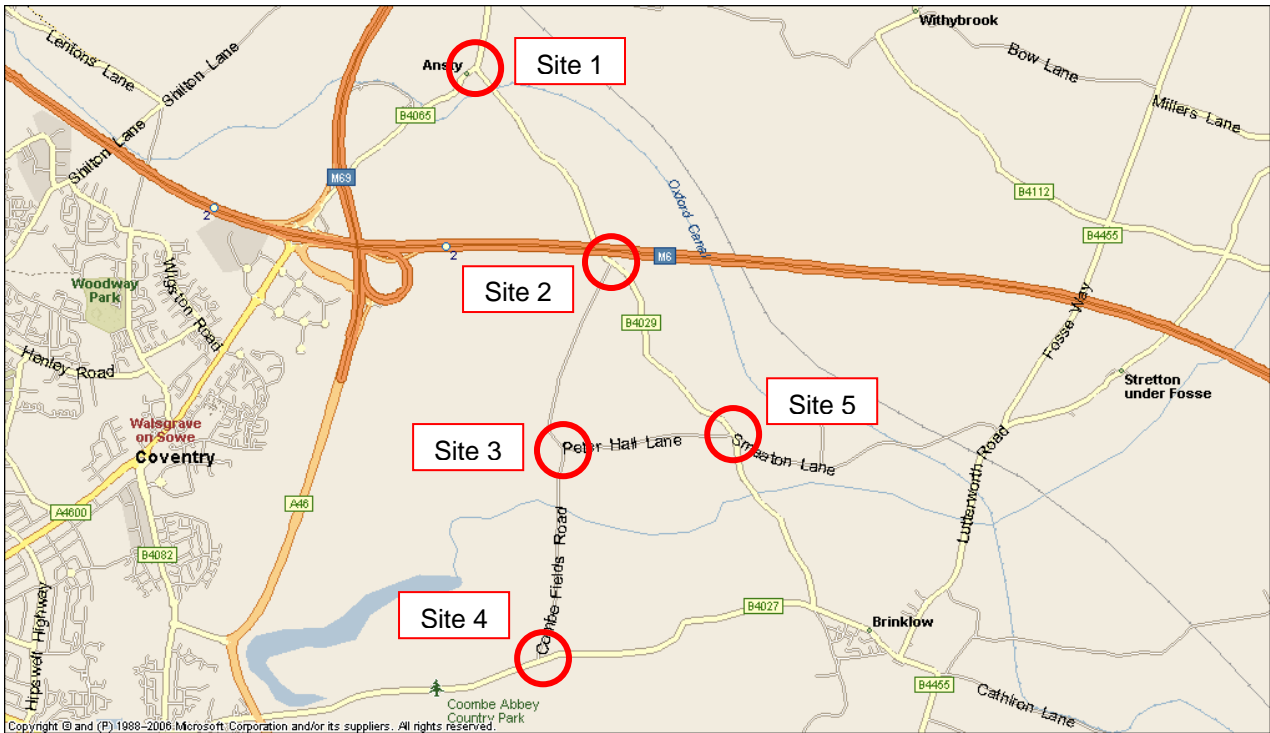
Notes

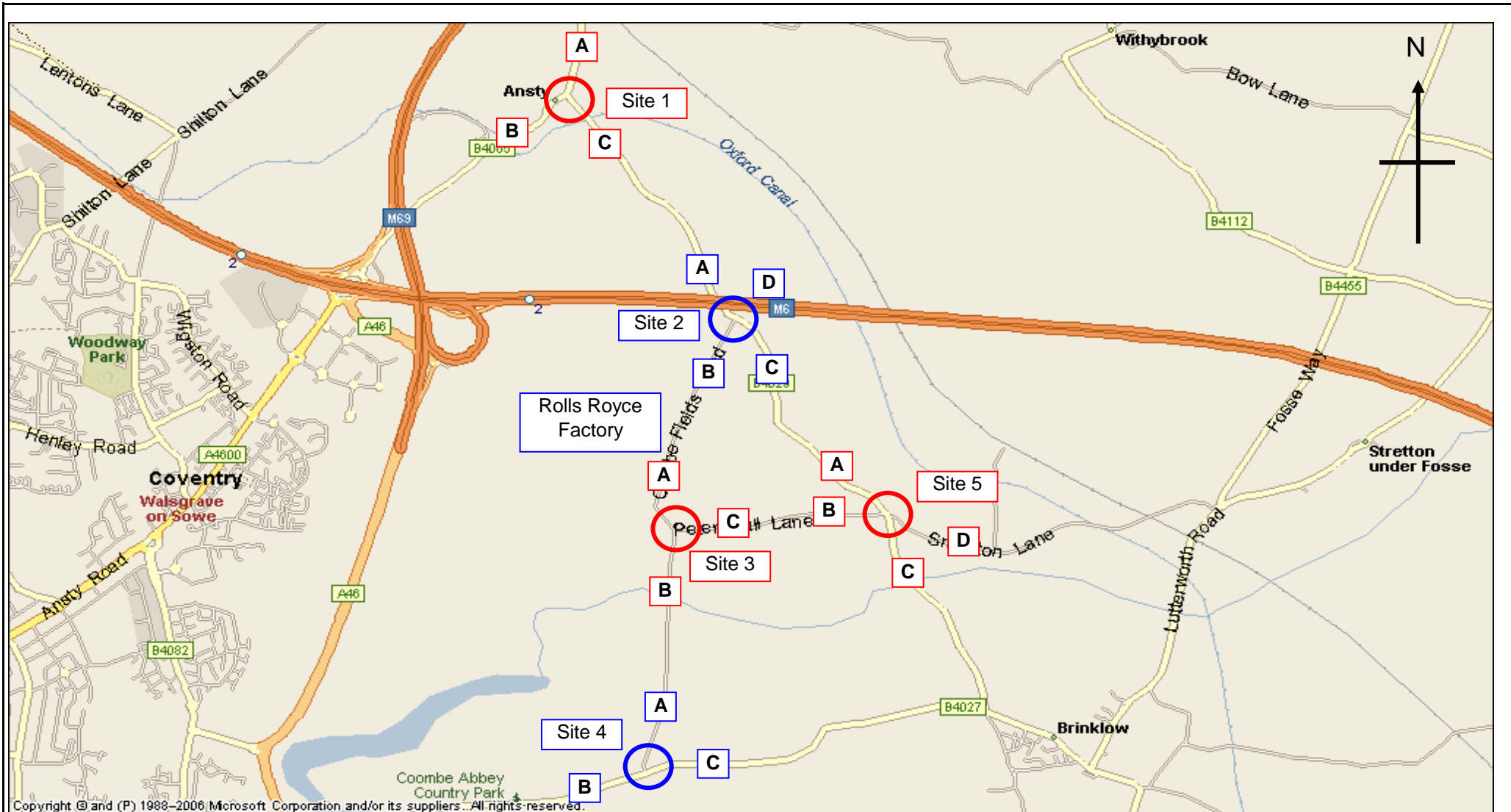
The weather was overcast with rain for the duration of the surveys.

A Rolls Royce factory is located on Coombe Fields Road between sites 2 and 3; this has two very substantial car parks which were full during the survey.

There was significant queuing at the B4027 junction (site 4) from around 17:30. Queues on the B4027 were stationary across the junction and vehicles were unable to exit Coombe Fields Road, resulting in tailbacks on the side road.

Diagram 1 – General Location Plan












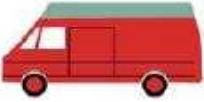
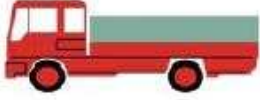








Copyright © and (P) 1998–2006 Microsoft Corporation and/or its suppliers. All rights reserved.



SITE / LOCATION:	Site 1 to 5	JOB NO:	37103	DWG NO:	37103-01	DRAWN:	NT
SURVEY DATE:	Wednesday 9th July 2008	DWG TITLE:	Site Layout and Observed Movements				
SURVEY TIMES:	07:00 to 10:00 and 16:00 to 19:00	JOB TITLE:	Ansty Classified Turning Counts				

APPENDIX A VEHICLE CATEGORIES

COBA VEHICLE CATEGORIES

<p>CAR</p>	<div style="display: flex; justify-content: space-around;"> <div style="text-align: center;">  SALOON </div> <div style="text-align: center;">  ESTATE </div> </div> <div style="display: flex; justify-content: space-around; margin-top: 20px;"> <div style="text-align: center;">  PEOPLE CARRIER </div> <div style="text-align: center;">  CAR TOWING CARAVAN / TRAILER </div> </div>
<p>LIGHT GOODS VEHICLE (LGV)</p>	<div style="display: flex; justify-content: space-around;"> <div style="text-align: center;">  VAN </div> <div style="text-align: center;">  <3.5 TONNES – single rear tyres </div> <div style="text-align: center;">  PICK-UP </div> </div>
<p>OTHER GOODS VEHICLE (OGV1)</p>	<div style="display: flex; justify-content: space-around;"> <div style="text-align: center;">  > 3.5 TONNES – twin rear tyres </div> <div style="text-align: center;">  2-AXLES RIGID </div> </div> <div style="display: flex; justify-content: space-around; margin-top: 20px;"> <div style="text-align: center;">  2-AXLES RIGID </div> <div style="text-align: center;">  3 AXLES-RIGID </div> </div>
<p>OTHER GOODS VEHICLE (OGV2)</p>	<div style="display: flex; justify-content: space-around;"> <div style="text-align: center;">  4 OR MORE AXLES RIGID </div> <div style="text-align: center;">  3-AXLES ARTIC </div> </div> <div style="display: flex; justify-content: space-around; margin-top: 20px;"> <div style="text-align: center;">  4 OR MORE AXLES ARTIC </div> <div style="text-align: center;">  OTHER GOODS VEHICLE WITH TRAILER </div> </div>
<p>BUSES & COACHES (PSV)</p>	<div style="display: flex; justify-content: space-around;"> <div style="text-align: center;">  DOUBLE DECK BUS </div> <div style="text-align: center;">  SINGLE DECK BUS OR COACH </div> </div>

COBA VEHICLE CATEGORIES

Definition of Categories

The various components of traffic have different characteristics in terms of operating costs, growth and occupancy. The most common categories into which the traffic is split in COBA; these are defined as:

Cars (CARS)

Including taxis, estate cars, 'people carriers' and other passenger vehicles (for example, minibuses and camper vans) with a gross vehicle weight of less than 3.5 tonnes, normally ones which can accommodate not more than 15 seats. Three-wheeled cars, motor invalid carriages, Land Rovers, Range Rovers and Jeeps and smaller ambulances are included. Cars towing caravans or trailers are counted as one vehicle unless included as a separate class.

Light Goods Vehicles (LGV)

Includes all goods vehicles up to 3.5 tonnes gross vehicle weight (goods vehicles over 3.5 tonnes have sideguards fitted between axles), including those towing a trailer or caravan. This includes all car delivery vans and those of the next larger carrying capacity such as transit vans. Included here are small pickup vans, three-wheeled goods vehicles, milk floats and pedestrian controlled motor vehicles. Most of this group is delivery vans of one type or another.

Other Goods Vehicles (OGV 1)

Includes all rigid vehicles over 3.5 tonnes gross vehicle weight with two or three axles. Includes larger ambulances, tractors (without trailers), road rollers for tarmac pressing, box vans and similar large vans. A two or three axle motor tractive unit without a trailer is also included.

Other Goods Vehicles (OGV 2)

This category includes all rigid vehicles with four or more axles and all articulated vehicles. Also included in this class are OGV1 goods vehicles towing a caravan or trailer.

Buses and Coaches (PSV)

Includes all public service vehicles and works buses with a gross vehicle weight of 3.5 tonnes or more, usually vehicles with more than 16 seats.

APPENDIX B

CLASSIFIED COUNT DATA

SITE: 1

DATE: 09/07/2008

LOCATION: B4029 / B4065

DAY: WEDNESDAY

TIME	A to C					TOT	A to B					TOT
	CAR	LGV	OGV1	OGV2	PSV		CAR	LGV	OGV1	OGV2	PSV	
07:00	73	5	0	0	0	78	88	10	3	1	0	102
07:15	94	8	1	0	1	104	102	8	2	1	0	113
07:30	65	6	1	0	0	72	101	11	4	2	1	119
07:45	95	12	2	1	0	110	111	11	4	2	0	128
08:00	84	10	3	0	0	97	136	6	1	3	2	148
08:15	83	4	5	1	0	93	124	12	5	1	0	142
08:30	51	12	0	1	0	64	120	8	5	0	1	134
08:45	37	7	1	0	1	46	92	8	3	1	1	105
09:00	21	3	1	0	1	26	73	6	2	1	0	82
09:15	18	3	0	1	0	22	56	9	1	0	1	67
09:30	20	6	0	1	0	27	49	8	2	0	0	59
09:45	9	4	0	0	0	13	45	7	4	1	0	57
P/TOT	650	80	14	5	3	752	1097	104	36	13	6	1256

TIME	A to C					TOT	A to B					TOT
	CAR	LGV	OGV1	OGV2	PSV		CAR	LGV	OGV1	OGV2	PSV	
16:00	19	1	1	0	0	21	37	3	2	0	0	42
16:15	24	5	0	0	0	29	49	7	0	1	0	57
16:30	38	5	0	0	0	43	47	15	1	2	1	66
16:45	34	3	0	0	0	37	46	6	1	0	0	53
17:00	32	4	0	0	0	36	68	9	1	0	1	79
17:15	39	7	0	1	0	47	65	7	1	0	0	73
17:30	57	4	0	0	0	61	56	7	2	0	0	65
17:45	106	5	2	0	0	113	70	2	1	1	0	74
18:00	82	1	1	1	0	85	59	8	2	0	0	69
18:15	70	1	0	0	0	71	56	4	1	0	1	62
18:30	33	2	0	0	0	35	50	5	0	0	0	55
18:45	22	4	0	0	0	26	43	3	0	0	0	46
P/TOT	556	42	4	2	0	604	646	76	12	4	3	741

SITE: 1

DATE: 09/07/2008

LOCATION: B4029 / B4065

DAY: WEDNESDAY

TIME	B to A					TOT	B to C					TOT
	CAR	LGV	OGV1	OGV2	PSV		CAR	LGV	OGV1	OGV2	PSV	
07:00	17	6	1	0	0	24	34	3	1	0	0	38
07:15	22	6	2	0	1	31	40	1	1	0	1	43
07:30	29	4	2	2	1	38	19	7	0	1	0	27
07:45	32	3	2	1	1	39	24	8	0	1	0	33
08:00	26	8	0	0	2	36	29	1	0	2	0	32
08:15	27	4	1	0	0	32	13	7	1	0	0	21
08:30	32	4	5	1	0	42	13	3	2	2	0	20
08:45	34	7	2	0	0	43	18	5	0	1	0	24
09:00	17	7	1	0	0	25	20	2	1	2	0	25
09:15	26	3	3	1	1	34	19	4	1	3	0	27
09:30	22	5	1	0	0	28	12	2	0	0	0	14
09:45	19	6	2	2	0	29	6	2	2	1	0	11
P/TOT	303	63	22	7	6	401	247	45	9	13	1	315

TIME	B to A					TOT	B to C					TOT
	CAR	LGV	OGV1	OGV2	PSV		CAR	LGV	OGV1	OGV2	PSV	
16:00	89	10	4	0	2	105	25	2	0	1	0	28
16:15	97	7	5	1	1	111	11	4	4	0	0	19
16:30	98	14	1	1	0	114	20	4	1	0	0	25
16:45	89	16	2	1	0	108	12	3	0	0	0	15
17:00	111	8	4	2	1	126	16	4	0	0	1	21
17:15	87	6	1	0	0	94	18	3	0	0	0	21
17:30	106	4	2	0	0	112	24	4	1	1	0	30
17:45	114	6	2	0	0	122	29	2	0	1	0	32
18:00	93	13	4	0	0	110	34	1	0	0	0	35
18:15	91	7	0	0	1	99	27	1	0	0	0	28
18:30	69	6	2	0	0	77	14	1	0	0	0	15
18:45	56	3	0	0	0	59	26	3	1	0	0	30
P/TOT	1100	100	27	5	5	1237	256	32	7	3	1	299

SITE: 1

DATE: 09/07/2008

LOCATION: B4029 / B4065

DAY: WEDNESDAY

TIME	C to B					TOT	C to A					TOT
	CAR	LGV	OGV1	OGV2	PSV		CAR	LGV	OGV1	OGV2	PSV	
07:00	18	1	0	0	0	19	12	2	1	0	0	15
07:15	10	3	4	1	0	18	11	3	0	0	0	14
07:30	19	3	1	1	0	24	20	1	0	0	0	21
07:45	41	4	1	0	0	46	28	0	0	0	0	28
08:00	25	1	2	1	0	29	25	5	3	0	0	33
08:15	49	7	1	0	0	57	29	5	0	2	0	36
08:30	34	4	2	0	0	40	26	3	1	0	0	30
08:45	27	4	2	2	0	35	12	4	2	0	0	18
09:00	18	2	1	1	0	22	21	2	1	0	1	25
09:15	13	1	0	2	0	16	18	3	1	0	0	22
09:30	7	3	3	1	0	14	11	4	2	1	1	19
09:45	12	1	1	2	0	16	9	4	1	0	0	14
P/TOT	273	34	18	11	0	336	222	36	12	3	2	275

TIME	C to B					TOT	C to A					TOT
	CAR	LGV	OGV1	OGV2	PSV		CAR	LGV	OGV1	OGV2	PSV	
16:00	38	8	2	0	0	48	69	7	2	2	0	80
16:15	29	5	0	2	0	36	49	8	4	0	0	61
16:30	20	6	2	1	0	29	75	4	1	0	0	80
16:45	27	5	0	0	0	32	62	18	1	0	0	81
17:00	34	3	1	0	0	38	87	11	0	0	0	98
17:15	41	2	0	0	0	43	108	2	1	0	0	111
17:30	21	5	1	0	0	27	69	4	0	0	0	73
17:45	19	2	0	0	0	21	53	3	1	0	0	57
18:00	22	7	0	0	0	29	37	4	0	0	0	41
18:15	30	5	1	0	1	37	40	1	0	0	0	41
18:30	29	1	0	0	0	30	31	1	1	0	0	33
18:45	21	1	0	0	0	22	23	0	0	0	0	23
P/TOT	331	50	7	3	1	392	703	63	11	2	0	779

SITE: 1

DATE: 09/07/2008

LOCATION: B4029 / B4065

DAY: WEDNESDAY

TIME	TO ARM A					TOT	FROM ARM A					TOT
	CAR	LGV	OGV1	OGV2	PSV		CAR	LGV	HGV	MCL	PCL	
07:00	29	8	2	0	0	39	161	15	3	1	0	180
07:15	33	9	2	0	1	45	196	16	3	1	1	217
07:30	49	5	2	2	1	59	166	17	5	2	1	191
07:45	60	3	2	1	1	67	206	23	6	3	0	238
08:00	51	13	3	0	2	69	220	16	4	3	2	245
08:15	56	9	1	2	0	68	207	16	10	2	0	235
08:30	58	7	6	1	0	72	171	20	5	1	1	198
08:45	46	11	4	0	0	61	129	15	4	1	2	151
09:00	38	9	2	0	1	50	94	9	3	1	1	108
09:15	44	6	4	1	1	56	74	12	1	1	1	89
09:30	33	9	3	1	1	47	69	14	2	1	0	86
09:45	28	10	3	2	0	43	54	11	4	1	0	70
P/TOT	525	99	34	10	8	676	1747	184	50	18	9	2008

TIME	TO ARM A					TOT	FROM ARM A					TOT
	CAR	LGV	OGV1	OGV2	PSV		CAR	LGV	HGV	MCL	PCL	
16:00	158	17	6	2	2	185	56	4	3	0	0	63
16:15	146	15	9	1	1	172	73	12	0	1	0	86
16:30	173	18	2	1	0	194	85	20	1	2	1	109
16:45	151	34	3	1	0	189	80	9	1	0	0	90
17:00	198	19	4	2	1	224	100	13	1	0	1	115
17:15	195	8	2	0	0	205	104	14	1	1	0	120
17:30	175	8	2	0	0	185	113	11	2	0	0	126
17:45	167	9	3	0	0	179	176	7	3	1	0	187
18:00	130	17	4	0	0	151	141	9	3	1	0	154
18:15	131	8	0	0	1	140	126	5	1	0	1	133
18:30	100	7	3	0	0	110	83	7	0	0	0	90
18:45	79	3	0	0	0	82	65	7	0	0	0	72
P/TOT	1803	163	38	7	5	2016	1202	118	16	6	3	1345

SITE: 1

DATE: 09/07/2008

LOCATION: B4029 / B4065

DAY: WEDNESDAY

TIME	TO ARM B					TOT	FROM ARM B					TOT
	CAR	LGV	OGV1	OGV2	PSV		CAR	LGV	OGV1	OGV2	PSV	
07:00	106	11	3	1	0	121	51	9	2	0	0	62
07:15	112	11	6	2	0	131	62	7	3	0	2	74
07:30	120	14	5	3	1	143	48	11	2	3	1	65
07:45	152	15	5	2	0	174	56	11	2	2	1	72
08:00	161	7	3	4	2	177	55	9	0	2	2	68
08:15	173	19	6	1	0	199	40	11	2	0	0	53
08:30	154	12	7	0	1	174	45	7	7	3	0	62
08:45	119	12	5	3	1	140	52	12	2	1	0	67
09:00	91	8	3	2	0	104	37	9	2	2	0	50
09:15	69	10	1	2	1	83	45	7	4	4	1	61
09:30	56	11	5	1	0	73	34	7	1	0	0	42
09:45	57	8	5	3	0	73	25	8	4	3	0	40
P/TOT	1370	138	54	24	6	1592	550	108	31	20	7	716

TIME	TO ARM B					TOT	FROM ARM B					TOT
	CAR	LGV	OGV1	OGV2	PSV		CAR	LGV	OGV1	OGV2	PSV	
16:00	75	11	4	0	0	90	114	12	4	1	2	133
16:15	78	12	0	3	0	93	108	11	9	1	1	130
16:30	67	21	3	3	1	95	118	18	2	1	0	139
16:45	73	11	1	0	0	85	101	19	2	1	0	123
17:00	102	12	2	0	1	117	127	12	4	2	2	147
17:15	106	9	1	0	0	116	105	9	1	0	0	115
17:30	77	12	3	0	0	92	130	8	3	1	0	142
17:45	89	4	1	1	0	95	143	8	2	1	0	154
18:00	81	15	2	0	0	98	127	14	4	0	0	145
18:15	86	9	2	0	2	99	118	8	0	0	1	127
18:30	79	6	0	0	0	85	83	7	2	0	0	92
18:45	64	4	0	0	0	68	82	6	1	0	0	89
P/TOT	977	126	19	7	4	1133	1356	132	34	8	6	1536

SITE: 1

DATE: 09/07/2008

LOCATION: B4029 / B4065

DAY: WEDNESDAY

TIME	TO ARM C					TOT	FROM ARM C					TOT
	CAR	LGV	OGV1	OGV2	PSV		CAR	LGV	OGV1	OGV2	PSV	
07:00	107	8	1	0	0	116	30	3	1	0	0	34
07:15	134	9	2	0	2	147	21	6	4	1	0	32
07:30	84	13	1	1	0	99	39	4	1	1	0	45
07:45	119	20	2	2	0	143	69	4	1	0	0	74
08:00	113	11	3	2	0	129	50	6	5	1	0	62
08:15	96	11	6	1	0	114	78	12	1	2	0	93
08:30	64	15	2	3	0	84	60	7	3	0	0	70
08:45	55	12	1	1	1	70	39	8	4	2	0	53
09:00	41	5	2	2	1	51	39	4	2	1	1	47
09:15	37	7	1	4	0	49	31	4	1	2	0	38
09:30	32	8	0	1	0	41	18	7	5	2	1	33
09:45	15	6	2	1	0	24	21	5	2	2	0	30
P/TOT	897	125	23	18	4	1067	495	70	30	14	2	611

TIME	TO ARM C					TOT	FROM ARM C					TOT
	CAR	LGV	OGV1	OGV2	PSV		CAR	LGV	OGV1	OGV2	PSV	
16:00	44	3	1	1	0	49	107	15	4	2	0	128
16:15	35	9	4	0	0	48	78	13	4	2	0	97
16:30	58	9	1	0	0	68	95	10	3	1	0	109
16:45	46	6	0	0	0	52	89	23	1	0	0	113
17:00	48	8	0	0	1	57	121	14	1	0	0	136
17:15	57	10	0	1	0	68	149	4	1	0	0	154
17:30	81	8	1	1	0	91	90	9	1	0	0	100
17:45	135	7	2	1	0	145	72	5	1	0	0	78
18:00	116	2	1	1	0	120	59	11	0	0	0	70
18:15	97	2	0	0	0	99	70	6	1	0	1	78
18:30	47	3	0	0	0	50	60	2	1	0	0	63
18:45	48	7	1	0	0	56	44	1	0	0	0	45
P/TOT	812	74	11	5	1	903	1034	113	18	5	1	1171

SITE: 1

DATE: 09 July 2008

LOCATION: B4029 / B4065

DAY: WEDNESDAY

TIME	JUNCTION TOTAL					TOT
	CAR	LGV	OGV1	OGV2	PSV	
07:00	242	27	6	1	0	276
07:15	279	29	10	2	3	323
07:30	253	32	8	6	2	301
07:45	331	38	9	5	1	384
08:00	325	31	9	6	4	375
08:15	325	39	13	4	0	381
08:30	276	34	15	4	1	330
08:45	220	35	10	4	2	271
09:00	170	22	7	4	2	205
09:15	150	23	6	7	2	188
09:30	121	28	8	3	1	161
09:45	100	24	10	6	0	140
P/TOT	2792	362	111	52	18	3335

PEAK HOUR CALCULATION	
07:00 to 08:00	1284
07:15 to 08:15	1383
07:30 to 08:30	1441
07:45 to 08:45	1470
08:00 to 09:00	1357
08:15 to 09:15	1187
08:30 to 09:30	994
08:45 to 09:45	825
09:00 to 10:00	694
PEAK VALUE	1470

TIME	JUNCTION TOTAL					TOT
	CAR	LGV	OGV1	OGV2	PSV	
16:00	277	31	11	3	2	324
16:15	259	36	13	4	1	313
16:30	298	48	6	4	1	357
16:45	270	51	4	1	0	326
17:00	348	39	6	2	3	398
17:15	358	27	3	1	0	389
17:30	333	28	6	1	0	368
17:45	391	20	6	2	0	419
18:00	327	34	7	1	0	369
18:15	314	19	2	0	3	338
18:30	226	16	3	0	0	245
18:45	191	14	1	0	0	206
P/TOT	3592	363	68	19	10	4052

PEAK HOUR CALCULATION	
16:00 to 17:00	1320
16:15 to 17:15	1394
16:30 to 17:30	1470
16:45 to 17:45	1481
17:00 to 18:00	1574
17:15 to 18:15	1545
17:30 to 18:30	1494
17:45 to 18:45	1371
18:00 to 19:00	1158
PEAK VALUE	1574

SITE: 2

DATE: 09/07/2008

LOCATION: COOMBE FIELDS ROAD / B4029

DAY: WEDNESDAY

TIME	A to D					TOT	A to C					TOT
	CAR	LGV	OGV1	OGV2	PSV		CAR	LGV	OGV1	OGV2	PSV	
07:00	0	0	0	0	0	0	29	5	0	0	0	34
07:15	0	0	0	0	0	0	47	4	0	0	0	51
07:30	0	0	0	0	0	0	45	4	1	0	0	50
07:45	0	0	0	0	0	0	50	9	1	2	0	62
08:00	0	0	0	0	0	0	52	2	1	2	0	57
08:15	0	0	0	0	0	0	34	9	1	1	0	45
08:30	0	0	0	0	0	0	26	5	2	2	0	35
08:45	0	0	0	0	0	0	25	4	2	2	1	34
09:00	0	0	0	0	0	0	16	2	0	1	0	19
09:15	0	0	0	0	0	0	16	2	2	3	0	23
09:30	0	0	0	0	0	0	21	1	0	2	0	24
09:45	0	0	0	0	0	0	6	1	1	1	0	9
P/TOT	0	0	0	0	0	0	367	48	11	16	1	443

TIME	A to D					TOT	A to C					TOT
	CAR	LGV	OGV1	OGV2	PSV		CAR	LGV	OGV1	OGV2	PSV	
16:00	0	1	0	0	0	1	27	4	1	2	0	34
16:15	0	1	0	0	0	1	27	3	3	0	0	33
16:30	0	0	0	0	0	0	37	5	1	0	0	43
16:45	1	0	0	0	0	1	24	3	0	0	0	27
17:00	0	0	0	0	0	0	33	2	0	0	0	35
17:15	0	0	0	0	0	0	42	5	0	1	0	48
17:30	0	0	0	0	0	0	34	6	2	1	0	43
17:45	0	0	0	0	0	0	56	2	0	1	0	59
18:00	0	0	0	0	0	0	39	1	2	1	0	43
18:15	0	0	0	0	0	0	30	1	0	0	0	31
18:30	0	0	0	0	0	0	16	4	0	0	0	20
18:45	1	0	0	0	0	1	28	0	1	0	0	29
P/TOT	2	2	0	0	0	4	393	36	10	6	0	445

SITE: 2

DATE: 09/07/2008

LOCATION: COOMBE FIELDS ROAD / B4029

DAY: WEDNESDAY

TIME	A to B					TOT
	CAR	LGV	OGV1	OGV2	PSV	
07:00	61	3	1	0	0	65
07:15	96	3	3	0	0	102
07:30	44	7	1	1	0	53
07:45	64	11	0	0	0	75
08:00	57	7	3	0	0	67
08:15	71	3	4	0	0	78
08:30	35	6	0	0	0	41
08:45	29	3	0	0	0	32
09:00	17	3	1	0	1	22
09:15	21	4	1	0	0	26
09:30	8	5	0	0	0	13
09:45	8	2	2	0	0	12
P/TOT	511	57	16	1	1	586

TIME	A to B					TOT
	CAR	LGV	OGV1	OGV2	PSV	
16:00	9	1	0	0	0	10
16:15	10	3	0	0	0	13
16:30	8	0	0	0	0	8
16:45	15	2	0	0	0	17
17:00	15	3	0	0	1	19
17:15	12	1	0	0	0	13
17:30	42	3	0	0	0	45
17:45	80	6	0	0	0	86
18:00	73	1	0	0	0	74
18:15	66	0	0	0	0	66
18:30	38	0	0	0	0	38
18:45	21	2	0	0	0	23
P/TOT	389	22	0	0	1	412

SITE: 2

DATE: 09/07/2008

LOCATION: COOMBE FIELDS ROAD / B4029

DAY: WEDNESDAY

TIME	B to A					TOT	B to D					TOT
	CAR	LGV	OGV1	OGV2	PSV		CAR	LGV	OGV1	OGV2	PSV	
07:00	9	0	0	0	0	9	0	0	0	0	0	0
07:15	2	1	1	0	0	4	0	0	0	0	0	0
07:30	9	1	1	0	0	11	0	0	0	0	0	0
07:45	6	2	1	0	0	9	0	0	0	0	0	0
08:00	16	1	5	0	0	22	0	0	0	0	0	0
08:15	9	2	0	1	0	12	0	0	0	0	0	0
08:30	11	3	2	0	0	16	0	0	0	0	0	0
08:45	6	4	2	0	0	12	0	0	0	0	0	0
09:00	5	2	0	0	0	7	0	0	0	0	0	0
09:15	3	1	0	0	0	4	0	0	0	1	0	1
09:30	1	2	3	0	1	7	0	0	0	0	0	0
09:45	4	3	2	0	0	9	0	0	0	0	0	0
P/TOT	81	22	17	1	1	122	0	0	0	1	0	1

TIME	B to A					TOT	B to D					TOT
	CAR	LGV	OGV1	OGV2	PSV		CAR	LGV	OGV1	OGV2	PSV	
16:00	84	6	4	0	0	94	0	0	0	0	0	0
16:15	40	5	2	0	0	47	0	0	0	0	0	0
16:30	56	5	0	0	0	61	0	0	0	0	0	0
16:45	57	6	1	0	0	64	0	0	0	0	0	0
17:00	100	8	1	0	0	109	0	0	0	0	0	0
17:15	58	2	0	0	0	60	0	0	0	0	0	0
17:30	38	2	0	0	0	40	0	0	0	0	0	0
17:45	30	1	0	0	0	31	0	0	0	0	0	0
18:00	25	5	0	0	0	30	0	0	0	0	0	0
18:15	21	0	0	0	0	21	0	0	0	0	0	0
18:30	25	1	0	0	0	26	0	0	0	0	0	0
18:45	21	0	0	0	0	21	0	0	0	0	0	0
P/TOT	555	41	8	0	0	604	0	0	0	0	0	0

SITE: 2

DATE: 09/07/2008

LOCATION: COOMBE FIELDS ROAD / B4029

DAY: WEDNESDAY

TIME	B to C					TOT
	CAR	LGV	OGV1	OGV2	PSV	
07:00	1	0	0	0	0	1
07:15	0	0	0	0	0	0
07:30	1	0	0	0	0	1
07:45	0	0	0	0	0	0
08:00	0	0	0	0	0	0
08:15	0	0	0	0	0	0
08:30	1	1	0	0	0	2
08:45	1	0	0	0	0	1
09:00	0	0	0	0	0	0
09:15	0	0	0	0	0	0
09:30	0	0	0	0	0	0
09:45	0	0	0	0	0	0
P/TOT	4	1	0	0	0	5

TIME	B to C					TOT
	CAR	LGV	OGV1	OGV2	PSV	
16:00	2	0	0	0	0	2
16:15	0	0	0	0	0	0
16:30	0	0	0	0	0	0
16:45	0	0	0	0	0	0
17:00	0	0	0	0	0	0
17:15	3	0	0	0	0	3
17:30	0	0	0	0	0	0
17:45	0	0	0	0	0	0
18:00	1	0	0	0	0	1
18:15	1	0	0	0	0	1
18:30	3	0	0	0	0	3
18:45	0	0	0	0	0	0
P/TOT	10	0	0	0	0	10

SITE: 2

DATE: 09/07/2008

LOCATION: COOMBE FIELDS ROAD / B4029

DAY: WEDNESDAY

TIME	C to B					TOT	C to A					TOT
	CAR	LGV	OGV1	OGV2	PSV		CAR	LGV	OGV1	OGV2	PSV	
07:00	0	0	0	0	0	0	16	2	1	0	0	19
07:15	1	0	0	0	0	1	18	4	2	1	0	25
07:30	0	0	0	0	0	0	34	4	1	1	0	40
07:45	1	0	0	0	0	1	65	0	0	0	0	65
08:00	0	0	0	0	0	0	49	6	0	1	0	56
08:15	0	0	0	0	0	0	58	7	1	1	0	67
08:30	0	0	0	0	0	0	51	3	1	0	0	55
08:45	1	0	0	0	0	1	32	3	2	2	0	39
09:00	0	0	0	0	0	0	29	5	2	2	0	38
09:15	1	0	0	0	0	1	29	3	0	2	0	34
09:30	0	0	0	0	0	0	19	3	0	2	0	24
09:45	0	0	0	0	0	0	16	0	0	2	0	18
P/TOT	4	0	0	0	0	4	416	40	10	14	0	480

TIME	C to B					TOT	C to A					TOT
	CAR	LGV	OGV1	OGV2	PSV		CAR	LGV	OGV1	OGV2	PSV	
16:00	0	0	0	0	0	0	31	7	0	3	0	41
16:15	0	0	0	0	0	0	29	6	2	2	0	39
16:30	0	0	0	0	0	0	44	7	3	1	0	55
16:45	1	0	0	0	0	1	45	14	0	0	0	59
17:00	1	0	0	0	0	1	51	5	0	0	0	56
17:15	1	0	0	0	0	1	59	2	0	1	0	62
17:30	0	0	0	0	0	0	40	7	0	1	0	48
17:45	1	0	0	0	0	1	41	2	0	0	0	43
18:00	2	0	0	0	0	2	38	4	0	0	0	42
18:15	2	0	0	0	0	2	44	5	1	0	1	51
18:30	1	0	0	0	0	1	35	1	1	0	0	37
18:45	0	0	0	0	0	0	18	0	0	0	0	18
P/TOT	9	0	0	0	0	9	475	60	7	8	1	551

SITE: 2

DATE: 09/07/2008

LOCATION: COOMBE FIELDS ROAD / B4029

DAY: WEDNESDAY

TIME	C to D					TOT
	CAR	LGV	OGV1	OGV2	PSV	
07:00	0	0	0	0	0	0
07:15	0	0	0	0	0	0
07:30	0	0	0	0	0	0
07:45	0	0	0	0	0	0
08:00	0	0	0	0	0	0
08:15	0	0	0	0	0	0
08:30	0	0	0	0	0	0
08:45	0	0	0	0	0	0
09:00	0	0	0	0	0	0
09:15	0	0	0	0	0	0
09:30	0	0	0	0	0	0
09:45	0	0	0	0	0	0
P/TOT	0	0	0	0	0	0

TIME	C to D					TOT
	CAR	LGV	OGV1	OGV2	PSV	
16:00	0	0	0	0	0	0
16:15	0	0	0	0	0	0
16:30	0	0	0	0	0	0
16:45	0	0	0	0	0	0
17:00	0	0	0	0	0	0
17:15	0	0	0	0	0	0
17:30	0	0	0	0	0	0
17:45	0	0	0	0	0	0
18:00	0	0	0	0	0	0
18:15	0	0	0	0	0	0
18:30	0	0	0	0	0	0
18:45	0	0	0	0	0	0
P/TOT	0	0	0	0	0	0

SITE: 2

DATE: 09/07/2008

LOCATION: COOMBE FIELDS ROAD / B4029

DAY: WEDNESDAY

TIME	D to C					TOT	D to B					TOT
	CAR	LGV	OGV1	OGV2	PSV		CAR	LGV	OGV1	OGV2	PSV	
07:00	0	0	0	0	0	0	0	0	0	0	0	0
07:15	0	0	0	0	0	0	0	0	0	0	0	0
07:30	0	0	0	0	0	0	0	0	0	0	0	0
07:45	0	0	0	0	0	0	0	0	0	0	0	0
08:00	1	0	0	0	0	1	0	0	0	0	0	0
08:15	0	0	0	0	0	0	1	0	0	0	0	1
08:30	0	0	0	0	0	0	0	0	0	0	0	0
08:45	0	0	0	0	0	0	0	0	0	0	0	0
09:00	0	0	0	0	0	0	0	0	0	0	0	0
09:15	0	0	0	0	0	0	0	0	0	0	0	0
09:30	0	0	0	0	0	0	0	0	0	0	0	0
09:45	0	0	0	0	0	0	0	0	0	0	0	0
P/TOT	1	0	0	0	0	1	1	0	0	0	0	1

TIME	D to C					TOT	D to B					TOT
	CAR	LGV	OGV1	OGV2	PSV		CAR	LGV	OGV1	OGV2	PSV	
16:00	0	0	0	0	0	0	0	0	0	0	0	0
16:15	0	0	0	0	0	0	0	0	0	0	0	0
16:30	0	0	0	0	0	0	0	0	0	0	0	0
16:45	0	0	0	0	0	0	0	0	0	0	0	0
17:00	0	0	0	0	0	0	0	0	0	0	0	0
17:15	0	0	0	0	0	0	0	0	0	0	0	0
17:30	0	0	0	0	0	0	0	0	0	0	0	0
17:45	0	0	0	0	0	0	0	0	0	0	0	0
18:00	0	0	0	0	0	0	0	0	0	0	0	0
18:15	0	0	0	0	0	0	0	0	0	0	0	0
18:30	0	0	0	0	0	0	0	0	0	0	0	0
18:45	0	0	0	0	0	0	0	0	0	0	0	0
P/TOT	0	0	0	0	0	0	0	0	0	0	0	0

SITE: 2

DATE: 09/07/2008

LOCATION: COOMBE FIELDS ROAD / B4029

DAY: WEDNESDAY

TIME	D to A					TOT
	CAR	LGV	OGV1	OGV2	PSV	
07:00	0	0	0	0	0	0
07:15	0	0	0	0	0	0
07:30	0	0	0	0	0	0
07:45	0	0	0	0	0	0
08:00	0	0	0	0	0	0
08:15	0	0	0	0	0	0
08:30	0	0	0	0	0	0
08:45	0	0	0	0	0	0
09:00	0	0	0	0	0	0
09:15	0	0	0	1	0	1
09:30	0	0	0	0	0	0
09:45	0	0	0	0	0	0
P/TOT	0	0	0	1	0	1

TIME	D to A					TOT
	CAR	LGV	OGV1	OGV2	PSV	
16:00	0	0	0	0	0	0
16:15	0	0	0	0	0	0
16:30	0	1	0	0	0	1
16:45	0	0	0	0	0	0
17:00	1	0	0	0	0	1
17:15	0	0	0	0	0	0
17:30	0	0	0	0	0	0
17:45	0	0	0	0	0	0
18:00	0	0	0	0	0	0
18:15	0	0	0	0	0	0
18:30	0	0	0	0	0	0
18:45	0	0	0	0	0	0
P/TOT	1	1	0	0	0	2

SITE: 2

DATE: 09/07/2008

LOCATION: COOMBE FIELDS ROAD / B4029

DAY: WEDNESDAY

TIME	TO ARM A					TOT	FROM ARM A					TOT
	CAR	LGV	OGV1	OGV2	PSV		CAR	LGV	OGV1	OGV2	PSV	
07:00	25	2	1	0	0	28	90	8	1	0	0	99
07:15	20	5	3	1	0	29	143	7	3	0	0	153
07:30	43	5	2	1	0	51	89	11	2	1	0	103
07:45	71	2	1	0	0	74	114	20	1	2	0	137
08:00	65	7	5	1	0	78	109	9	4	2	0	124
08:15	67	9	1	2	0	79	105	12	5	1	0	123
08:30	62	6	3	0	0	71	61	11	2	2	0	76
08:45	38	7	4	2	0	51	54	7	2	2	1	66
09:00	34	7	2	2	0	45	33	5	1	1	1	41
09:15	32	4	0	3	0	39	37	6	3	3	0	49
09:30	20	5	3	2	1	31	29	6	0	2	0	37
09:45	20	3	2	2	0	27	14	3	3	1	0	21
P/TOT	497	62	27	16	1	603	878	105	27	17	2	1029

TIME	TO ARM A					TOT	FROM ARM A					TOT
	CAR	LGV	OGV1	OGV2	PSV		CAR	LGV	OGV1	OGV2	PSV	
16:00	115	13	4	3	0	135	36	6	1	2	0	45
16:15	69	11	4	2	0	86	37	7	3	0	0	47
16:30	100	13	3	1	0	117	45	5	1	0	0	51
16:45	102	20	1	0	0	123	40	5	0	0	0	45
17:00	152	13	1	0	0	166	48	5	0	0	1	54
17:15	117	4	0	1	0	122	54	6	0	1	0	61
17:30	78	9	0	1	0	88	76	9	2	1	0	88
17:45	71	3	0	0	0	74	136	8	0	1	0	145
18:00	63	9	0	0	0	72	112	2	2	1	0	117
18:15	65	5	1	0	1	72	96	1	0	0	0	97
18:30	60	2	1	0	0	63	54	4	0	0	0	58
18:45	39	0	0	0	0	39	50	2	1	0	0	53
P/TOT	1031	102	15	8	1	1157	784	60	10	6	1	861

SITE: 2

DATE: 09/07/2008

LOCATION: COOMBE FIELDS ROAD / B4029

DAY: WEDNESDAY

TIME	TO ARM B					TOT	FROM ARM B					TOT
	CAR	LGV	OGV1	OGV2	PSV		CAR	LGV	OGV1	OGV2	PSV	
07:00	61	3	1	0	0	65	10	0	0	0	0	10
07:15	97	3	3	0	0	103	2	1	1	0	0	4
07:30	44	7	1	1	0	53	10	1	1	0	0	12
07:45	65	11	0	0	0	76	6	2	1	0	0	9
08:00	57	7	3	0	0	67	16	1	5	0	0	22
08:15	72	3	4	0	0	79	9	2	0	1	0	12
08:30	35	6	0	0	0	41	12	4	2	0	0	18
08:45	30	3	0	0	0	33	7	4	2	0	0	13
09:00	17	3	1	0	1	22	5	2	0	0	0	7
09:15	22	4	1	0	0	27	3	1	0	1	0	5
09:30	8	5	0	0	0	13	1	2	3	0	1	7
09:45	8	2	2	0	0	12	4	3	2	0	0	9
P/TOT	516	57	16	1	1	591	85	23	17	2	1	128

TIME	TO ARM B					TOT	FROM ARM B					TOT
	CAR	LGV	OGV1	OGV2	PSV		CAR	LGV	OGV1	OGV2	PSV	
16:00	9	1	0	0	0	10	86	6	4	0	0	96
16:15	10	3	0	0	0	13	40	5	2	0	0	47
16:30	8	0	0	0	0	8	56	5	0	0	0	61
16:45	16	2	0	0	0	18	57	6	1	0	0	64
17:00	16	3	0	0	1	20	100	8	1	0	0	109
17:15	13	1	0	0	0	14	61	2	0	0	0	63
17:30	42	3	0	0	0	45	38	2	0	0	0	40
17:45	81	6	0	0	0	87	30	1	0	0	0	31
18:00	75	1	0	0	0	76	26	5	0	0	0	31
18:15	68	0	0	0	0	68	22	0	0	0	0	22
18:30	39	0	0	0	0	39	28	1	0	0	0	29
18:45	21	2	0	0	0	23	21	0	0	0	0	21
P/TOT	398	22	0	0	1	421	565	41	8	0	0	614

SITE: 2

DATE: 09/07/2008

LOCATION: COOMBE FIELDS ROAD / B4029

DAY: WEDNESDAY

TIME	TO ARM C					TOT	FROM ARM C					TOT
	CAR	LGV	OGV1	OGV2	PSV		CAR	LGV	OGV1	OGV2	PSV	
07:00	30	5	0	0	0	35	16	2	1	0	0	19
07:15	47	4	0	0	0	51	19	4	2	1	0	26
07:30	46	4	1	0	0	51	34	4	1	1	0	40
07:45	50	9	1	2	0	62	66	0	0	0	0	66
08:00	53	2	1	2	0	58	49	6	0	1	0	56
08:15	34	9	1	1	0	45	58	7	1	1	0	67
08:30	27	6	2	2	0	37	51	3	1	0	0	55
08:45	26	4	2	2	1	35	33	3	2	2	0	40
09:00	16	2	0	1	0	19	29	5	2	2	0	38
09:15	16	2	2	3	0	23	30	3	0	2	0	35
09:30	21	1	0	2	0	24	19	3	0	2	0	24
09:45	6	1	1	1	0	9	16	0	0	2	0	18
P/TOT	372	49	11	16	1	449	420	40	10	14	0	484

TIME	TO ARM C					TOT	FROM ARM C					TOT
	CAR	LGV	OGV1	OGV2	PSV		CAR	LGV	OGV1	OGV2	PSV	
16:00	29	4	1	2	0	36	31	7	0	3	0	41
16:15	27	3	3	0	0	33	29	6	2	2	0	39
16:30	37	5	1	0	0	43	44	7	3	1	0	55
16:45	24	3	0	0	0	27	46	14	0	0	0	60
17:00	33	2	0	0	0	35	52	5	0	0	0	57
17:15	45	5	0	1	0	51	60	2	0	1	0	63
17:30	34	6	2	1	0	43	40	7	0	1	0	48
17:45	56	2	0	1	0	59	42	2	0	0	0	44
18:00	40	1	2	1	0	44	40	4	0	0	0	44
18:15	31	1	0	0	0	32	46	5	1	0	1	53
18:30	19	4	0	0	0	23	36	1	1	0	0	38
18:45	28	0	1	0	0	29	18	0	0	0	0	18
P/TOT	403	36	10	6	0	455	484	60	7	8	1	560

SITE: 2

DATE: 09/07/2008

LOCATION: COOMBE FIELDS ROAD / B4029

DAY: WEDNESDAY

TIME	TO ARM D					TOT	FROM ARM D					TOT
	CAR	LGV	OGV1	OGV2	PSV		CAR	LGV	OGV1	OGV2	PSV	
07:00	0	0	0	0	0	0	0	0	0	0	0	0
07:15	0	0	0	0	0	0	0	0	0	0	0	0
07:30	0	0	0	0	0	0	0	0	0	0	0	0
07:45	0	0	0	0	0	0	0	0	0	0	0	0
08:00	0	0	0	0	0	0	1	0	0	0	0	1
08:15	0	0	0	0	0	0	1	0	0	0	0	1
08:30	0	0	0	0	0	0	0	0	0	0	0	0
08:45	0	0	0	0	0	0	0	0	0	0	0	0
09:00	0	0	0	0	0	0	0	0	0	0	0	0
09:15	0	0	0	1	0	1	0	0	0	1	0	1
09:30	0	0	0	0	0	0	0	0	0	0	0	0
09:45	0	0	0	0	0	0	0	0	0	0	0	0
P/TOT	0	0	0	1	0	1	2	0	0	1	0	3

TIME	TO ARM D					TOT	FROM ARM D					TOT
	CAR	LGV	OGV1	OGV2	PSV		CAR	LGV	OGV1	OGV2	PSV	
16:00	0	1	0	0	0	1	0	0	0	0	0	0
16:15	0	1	0	0	0	1	0	0	0	0	0	0
16:30	0	0	0	0	0	0	0	1	0	0	0	1
16:45	1	0	0	0	0	1	0	0	0	0	0	0
17:00	0	0	0	0	0	0	1	0	0	0	0	1
17:15	0	0	0	0	0	0	0	0	0	0	0	0
17:30	0	0	0	0	0	0	0	0	0	0	0	0
17:45	0	0	0	0	0	0	0	0	0	0	0	0
18:00	0	0	0	0	0	0	0	0	0	0	0	0
18:15	0	0	0	0	0	0	0	0	0	0	0	0
18:30	0	0	0	0	0	0	0	0	0	0	0	0
18:45	1	0	0	0	0	1	0	0	0	0	0	0
P/TOT	2	2	0	0	0	4	1	1	0	0	0	2

SITE: 3

DATE: 09/07/2008

LOCATION: COOMBE FIELDS ROAD / PETER HALL LANE

DAY: WEDNESDAY

TIME	A to C					TOT	A to B					TOT
	CAR	LGV	OGV1	OGV2	PSV		CAR	LGV	OGV1	OGV2	PSV	
07:00	1	0	0	0	0	1	11	1	0	0	0	12
07:15	1	0	0	0	0	1	16	1	1	0	0	18
07:30	1	0	0	0	0	1	22	5	1	0	0	28
07:45	3	0	0	0	0	3	30	8	0	0	0	38
08:00	2	0	0	0	0	2	28	5	1	1	0	35
08:15	1	0	0	0	0	1	44	1	2	0	0	47
08:30	0	0	0	0	0	0	26	5	1	0	0	32
08:45	3	1	0	0	0	4	21	0	0	0	0	21
09:00	0	1	0	0	0	1	9	1	0	0	0	10
09:15	0	1	0	0	0	1	9	2	0	0	0	11
09:30	0	0	0	0	0	0	4	3	2	0	0	9
09:45	0	0	0	0	0	0	4	3	0	0	0	7
P/TOT	12	3	0	0	0	15	224	35	8	1	0	268

TIME	A to C					TOT	A to B					TOT
	CAR	LGV	OGV1	OGV2	PSV		CAR	LGV	OGV1	OGV2	PSV	
16:00	17	1	0	0	0	18	40	2	1	0	0	43
16:15	3	0	0	0	0	3	23	2	0	0	0	25
16:30	2	0	0	0	0	2	22	0	0	0	0	22
16:45	7	0	0	0	0	7	23	1	0	0	0	24
17:00	15	0	0	0	0	15	45	0	1	0	1	47
17:15	5	0	0	0	0	5	24	0	0	0	0	24
17:30	5	0	0	0	0	5	42	2	0	0	0	44
17:45	1	1	0	0	0	2	86	4	0	0	0	90
18:00	1	0	0	0	0	1	71	0	0	0	0	71
18:15	1	0	0	0	0	1	62	0	0	0	0	62
18:30	2	0	0	0	0	2	41	1	0	0	0	42
18:45	0	0	0	0	0	0	23	2	0	0	0	25
P/TOT	59	2	0	0	0	61	502	14	2	0	1	519

SITE: 3

DATE: 09/07/2008

LOCATION: COOMBE FIELDS ROAD / PETER HALL LANE

DAY: WEDNESDAY

TIME	B to A					TOT	B to C					TOT
	CAR	LGV	OGV1	OGV2	PSV		CAR	LGV	OGV1	OGV2	PSV	
07:00	45	1	0	0	0	46	0	0	0	0	0	0
07:15	56	3	0	0	0	59	1	0	0	0	0	1
07:30	22	1	0	0	0	23	0	0	0	0	0	0
07:45	26	3	0	0	0	29	0	0	0	0	0	0
08:00	23	1	1	0	0	25	1	0	0	0	0	1
08:15	26	3	2	1	0	32	0	0	0	0	0	0
08:30	11	1	0	0	0	12	0	0	0	0	0	0
08:45	12	1	0	0	0	13	2	0	0	0	0	2
09:00	5	2	0	0	0	7	3	0	0	0	0	3
09:15	10	2	1	0	0	13	1	1	0	0	0	2
09:30	4	3	2	0	0	9	0	0	0	0	0	0
09:45	9	0	1	0	0	10	1	0	0	0	0	1
P/TOT	249	21	7	1	0	278	9	1	0	0	0	10

TIME	B to A					TOT	B to C					TOT
	CAR	LGV	OGV1	OGV2	PSV		CAR	LGV	OGV1	OGV2	PSV	
16:00	32	2	2	0	0	36	2	0	0	0	0	2
16:15	15	1	1	0	0	17	3	0	0	0	0	3
16:30	43	4	2	0	0	49	0	0	0	0	0	0
16:45	27	4	1	0	0	32	8	2	0	0	0	10
17:00	55	5	0	0	0	60	3	0	0	0	0	3
17:15	30	2	0	0	0	32	2	0	0	0	0	2
17:30	32	4	0	0	0	36	2	0	0	0	0	2
17:45	22	1	0	0	0	23	5	0	0	0	0	5
18:00	17	3	0	1	0	21	2	0	0	0	0	2
18:15	24	0	0	0	0	24	9	0	0	0	0	9
18:30	18	0	0	0	0	18	5	0	0	0	0	5
18:45	21	0	0	0	0	21	4	0	0	0	0	4
P/TOT	336	26	6	1	0	369	45	2	0	0	0	47

SITE: 3

DATE: 09/07/2008

LOCATION: COOMBE FIELDS ROAD / PETER HALL LANE

DAY: WEDNESDAY

TIME	C to B					TOT	C to A					TOT
	CAR	LGV	OGV1	OGV2	PSV		CAR	LGV	OGV1	OGV2	PSV	
07:00	2	0	0	0	0	2	10	0	0	0	0	10
07:15	3	0	0	0	0	3	20	0	0	0	0	20
07:30	6	0	0	0	0	6	3	1	0	0	0	4
07:45	12	0	0	0	0	12	6	0	0	0	0	6
08:00	7	1	0	0	0	8	9	1	1	0	0	11
08:15	10	1	0	0	0	11	8	0	0	0	0	8
08:30	11	0	0	0	1	12	7	0	0	0	0	7
08:45	5	0	0	0	0	5	2	0	0	0	0	2
09:00	4	0	0	0	0	4	3	0	0	0	0	3
09:15	1	1	0	0	0	2	0	0	1	0	0	1
09:30	1	1	0	0	0	2	0	0	0	0	0	0
09:45	0	0	0	0	0	0	0	0	0	0	0	0
P/TOT	62	4	0	0	1	67	68	2	2	0	0	72

TIME	C to B					TOT	C to A					TOT
	CAR	LGV	OGV1	OGV2	PSV		CAR	LGV	OGV1	OGV2	PSV	
16:00	1	0	0	0	0	1	4	0	0	0	0	4
16:15	1	0	0	0	0	1	3	1	0	0	0	4
16:30	0	0	0	0	0	0	0	0	0	0	0	0
16:45	2	0	0	0	0	2	0	0	0	0	0	0
17:00	3	0	0	0	0	3	0	0	0	0	0	0
17:15	4	0	0	0	0	4	5	0	0	0	0	5
17:30	5	0	0	0	0	5	0	0	0	0	0	0
17:45	2	0	0	0	0	2	0	0	0	0	0	0
18:00	0	0	0	0	0	0	0	0	0	0	0	0
18:15	1	0	0	0	0	1	1	0	0	0	0	1
18:30	2	0	0	0	0	2	0	0	0	0	0	0
18:45	1	1	0	0	0	2	0	0	0	0	0	0
P/TOT	22	1	0	0	0	23	13	1	0	0	0	14

SITE: 3

DATE: 09/07/2008

LOCATION: COOMBE FIELDS ROAD / PETER HALL LANE

DAY: WEDNESDAY

TIME	TO ARM A					TOT	FROM ARM A					TOT
	CAR	LGV	OGV1	OGV2	PSV		CAR	LGV	HGV	MCL	PCL	
07:00	55	1	0	0	0	56	12	1	0	0	0	13
07:15	76	3	0	0	0	79	17	1	1	0	0	19
07:30	25	2	0	0	0	27	23	5	1	0	0	29
07:45	32	3	0	0	0	35	33	8	0	0	0	41
08:00	32	2	2	0	0	36	30	5	1	1	0	37
08:15	34	3	2	1	0	40	45	1	2	0	0	48
08:30	18	1	0	0	0	19	26	5	1	0	0	32
08:45	14	1	0	0	0	15	24	1	0	0	0	25
09:00	8	2	0	0	0	10	9	2	0	0	0	11
09:15	10	2	2	0	0	14	9	3	0	0	0	12
09:30	4	3	2	0	0	9	4	3	2	0	0	9
09:45	9	0	1	0	0	10	4	3	0	0	0	7
P/TOT	317	23	9	1	0	350	236	38	8	1	0	283

TIME	TO ARM A					TOT	FROM ARM A					TOT
	CAR	LGV	OGV1	OGV2	PSV		CAR	LGV	HGV	MCL	PCL	
16:00	36	2	2	0	0	40	57	3	1	0	0	61
16:15	18	2	1	0	0	21	26	2	0	0	0	28
16:30	43	4	2	0	0	49	24	0	0	0	0	24
16:45	27	4	1	0	0	32	30	1	0	0	0	31
17:00	55	5	0	0	0	60	60	0	1	0	1	62
17:15	35	2	0	0	0	37	29	0	0	0	0	29
17:30	32	4	0	0	0	36	47	2	0	0	0	49
17:45	22	1	0	0	0	23	87	5	0	0	0	92
18:00	17	3	0	1	0	21	72	0	0	0	0	72
18:15	25	0	0	0	0	25	63	0	0	0	0	63
18:30	18	0	0	0	0	18	43	1	0	0	0	44
18:45	21	0	0	0	0	21	23	2	0	0	0	25
P/TOT	349	27	6	1	0	383	561	16	2	0	1	580

SITE: 3

DATE: 09/07/2008

LOCATION: COOMBE FIELDS ROAD / PETER HALL LANE

DAY: WEDNESDAY

TIME	TO ARM B					TOT	FROM ARM B					TOT
	CAR	LGV	OGV1	OGV2	PSV		CAR	LGV	OGV1	OGV2	PSV	
07:00	13	1	0	0	0	14	45	1	0	0	0	46
07:15	19	1	1	0	0	21	57	3	0	0	0	60
07:30	28	5	1	0	0	34	22	1	0	0	0	23
07:45	42	8	0	0	0	50	26	3	0	0	0	29
08:00	35	6	1	1	0	43	24	1	1	0	0	26
08:15	54	2	2	0	0	58	26	3	2	1	0	32
08:30	37	5	1	0	1	44	11	1	0	0	0	12
08:45	26	0	0	0	0	26	14	1	0	0	0	15
09:00	13	1	0	0	0	14	8	2	0	0	0	10
09:15	10	3	0	0	0	13	11	3	1	0	0	15
09:30	5	4	2	0	0	11	4	3	2	0	0	9
09:45	4	3	0	0	0	7	10	0	1	0	0	11
P/TOT	286	39	8	1	1	335	258	22	7	1	0	288

TIME	TO ARM B					TOT	FROM ARM B					TOT
	CAR	LGV	OGV1	OGV2	PSV		CAR	LGV	OGV1	OGV2	PSV	
16:00	41	2	1	0	0	44	34	2	2	0	0	38
16:15	24	2	0	0	0	26	18	1	1	0	0	20
16:30	22	0	0	0	0	22	43	4	2	0	0	49
16:45	25	1	0	0	0	26	35	6	1	0	0	42
17:00	48	0	1	0	1	50	58	5	0	0	0	63
17:15	28	0	0	0	0	28	32	2	0	0	0	34
17:30	47	2	0	0	0	49	34	4	0	0	0	38
17:45	88	4	0	0	0	92	27	1	0	0	0	28
18:00	71	0	0	0	0	71	19	3	0	1	0	23
18:15	63	0	0	0	0	63	33	0	0	0	0	33
18:30	43	1	0	0	0	44	23	0	0	0	0	23
18:45	24	3	0	0	0	27	25	0	0	0	0	25
P/TOT	524	15	2	0	1	542	381	28	6	1	0	416

SITE: 3

DATE: 09/07/2008

LOCATION: COOMBE FIELDS ROAD / PETER HALL LANE

DAY: WEDNESDAY

TIME	TO ARM C					TOT	FROM ARM C					TOT
	CAR	LGV	OGV1	OGV2	PSV		CAR	LGV	OGV1	OGV2	PSV	
07:00	1	0	0	0	0	1	12	0	0	0	0	12
07:15	2	0	0	0	0	2	23	0	0	0	0	23
07:30	1	0	0	0	0	1	9	1	0	0	0	10
07:45	3	0	0	0	0	3	18	0	0	0	0	18
08:00	3	0	0	0	0	3	16	2	1	0	0	19
08:15	1	0	0	0	0	1	18	1	0	0	0	19
08:30	0	0	0	0	0	0	18	0	0	0	1	19
08:45	5	1	0	0	0	6	7	0	0	0	0	7
09:00	3	1	0	0	0	4	7	0	0	0	0	7
09:15	1	2	0	0	0	3	1	1	1	0	0	3
09:30	0	0	0	0	0	0	1	1	0	0	0	2
09:45	1	0	0	0	0	1	0	0	0	0	0	0
P/TOT	21	4	0	0	0	25	130	6	2	0	1	139

TIME	TO ARM C					TOT	FROM ARM C					TOT
	CAR	LGV	OGV1	OGV2	PSV		CAR	LGV	OGV1	OGV2	PSV	
16:00	19	1	0	0	0	20	5	0	0	0	0	5
16:15	6	0	0	0	0	6	4	1	0	0	0	5
16:30	2	0	0	0	0	2	0	0	0	0	0	0
16:45	15	2	0	0	0	17	2	0	0	0	0	2
17:00	18	0	0	0	0	18	3	0	0	0	0	3
17:15	7	0	0	0	0	7	9	0	0	0	0	9
17:30	7	0	0	0	0	7	5	0	0	0	0	5
17:45	6	1	0	0	0	7	2	0	0	0	0	2
18:00	3	0	0	0	0	3	0	0	0	0	0	0
18:15	10	0	0	0	0	10	2	0	0	0	0	2
18:30	7	0	0	0	0	7	2	0	0	0	0	2
18:45	4	0	0	0	0	4	1	1	0	0	0	2
P/TOT	104	4	0	0	0	108	35	2	0	0	0	37

SITE: 3

DATE: 09 July 2008

LOCATION: COOMBE FIELDS ROAD / PETER HALL LANE

DAY: WEDNESDAY

TIME	JUNCTION TOTAL					TOT
	CAR	LGV	OGV1	OGV2	PSV	
07:00	69	2	0	0	0	71
07:15	97	4	1	0	0	102
07:30	54	7	1	0	0	62
07:45	77	11	0	0	0	88
08:00	70	8	3	1	0	82
08:15	89	5	4	1	0	99
08:30	55	6	1	0	1	63
08:45	45	2	0	0	0	47
09:00	24	4	0	0	0	28
09:15	21	7	2	0	0	30
09:30	9	7	4	0	0	20
09:45	14	3	1	0	0	18
P/TOT	624	66	17	2	1	710

PEAK HOUR CALCULATION	
07:00 to 08:00	323
07:15 to 08:15	334
07:30 to 08:30	331
07:45 to 08:45	332
08:00 to 09:00	291
08:15 to 09:15	237
08:30 to 09:30	168
08:45 to 09:45	125
09:00 to 10:00	96
PEAK VALUE	334

TIME	JUNCTION TOTAL					TOT
	CAR	LGV	OGV1	OGV2	PSV	
16:00	96	5	3	0	0	104
16:15	48	4	1	0	0	53
16:30	67	4	2	0	0	73
16:45	67	7	1	0	0	75
17:00	121	5	1	0	1	128
17:15	70	2	0	0	0	72
17:30	86	6	0	0	0	92
17:45	116	6	0	0	0	122
18:00	91	3	0	1	0	95
18:15	98	0	0	0	0	98
18:30	68	1	0	0	0	69
18:45	49	3	0	0	0	52
P/TOT	977	46	8	1	1	1033

PEAK HOUR CALCULATION	
16:00 to 17:00	305
16:15 to 17:15	329
16:30 to 17:30	348
16:45 to 17:45	367
17:00 to 18:00	414
17:15 to 18:15	381
17:30 to 18:30	407
17:45 to 18:45	384
18:00 to 19:00	314
PEAK VALUE	414

SITE: 4

DATE: 09/07/2008

LOCATION: B4027 / COOMBE FIELDS ROAD

DAY: WEDNESDAY

TIME	A to C					TOT	A to B					TOT
	CAR	LGV	OGV1	OGV2	PSV		CAR	LGV	OGV1	OGV2	PSV	
07:00	0	0	0	0	0	0	20	3	0	0	0	23
07:15	0	0	0	0	0	0	16	2	1	0	0	19
07:30	0	0	0	0	0	0	24	4	1	0	0	29
07:45	0	0	0	0	0	0	39	6	0	0	0	45
08:00	0	0	0	1	0	1	40	5	0	1	0	46
08:15	0	0	0	0	0	0	49	2	1	1	0	53
08:30	0	0	1	0	1	2	42	6	1	0	0	49
08:45	0	0	0	0	0	0	27	0	0	0	0	27
09:00	0	0	0	0	0	0	14	0	0	0	0	14
09:15	0	0	0	0	0	0	12	4	0	0	0	16
09:30	0	0	0	0	0	0	3	4	1	0	0	8
09:45	0	0	0	0	0	0	5	3	1	0	0	9
P/TOT	0	0	1	1	1	3	291	39	6	2	0	338

TIME	A to C					TOT	A to B					TOT
	CAR	LGV	OGV1	OGV2	PSV		CAR	LGV	OGV1	OGV2	PSV	
16:00	0	0	0	0	0	0	45	1	1	0	0	47
16:15	0	0	0	0	0	0	23	4	0	0	0	27
16:30	0	0	0	0	0	0	26	0	0	0	0	26
16:45	0	0	0	0	0	0	25	1	0	0	0	26
17:00	2	0	0	0	0	2	43	0	1	0	1	45
17:15	1	0	0	0	0	1	26	1	0	0	0	27
17:30	0	0	0	0	0	0	42	1	0	0	0	43
17:45	0	0	0	0	0	0	53	3	0	0	0	56
18:00	0	0	0	0	0	0	37	1	0	0	0	38
18:15	1	0	0	0	0	1	34	0	0	0	0	34
18:30	2	0	0	0	0	2	62	0	0	0	0	62
18:45	1	0	0	0	0	1	75	0	0	0	0	75
P/TOT	7	0	0	0	0	7	491	12	2	0	1	506

SITE: 4

DATE: 09/07/2008

LOCATION: B4027 / COOMBE FIELDS ROAD

DAY: WEDNESDAY

TIME	B to A					TOT	B to C					TOT
	CAR	LGV	OGV1	OGV2	PSV		CAR	LGV	OGV1	OGV2	PSV	
07:00	47	3	0	0	0	50	28	4	0	0	0	32
07:15	56	3	0	0	0	59	30	3	1	0	1	35
07:30	21	0	0	0	0	21	49	3	0	0	2	54
07:45	25	3	0	0	0	28	38	7	4	0	1	50
08:00	25	1	2	0	0	28	42	5	0	0	1	48
08:15	24	2	2	0	0	28	42	10	1	0	1	54
08:30	8	0	0	0	0	8	23	3	2	0	0	28
08:45	14	1	0	0	0	15	21	3	0	0	0	24
09:00	7	0	2	0	0	9	22	4	3	0	0	29
09:15	12	2	1	0	0	15	18	1	1	0	1	21
09:30	7	3	2	0	0	12	22	3	0	1	0	26
09:45	7	1	0	0	0	8	11	2	3	3	1	20
P/TOT	253	19	9	0	0	281	346	48	15	4	8	421

TIME	B to A					TOT	B to C					TOT
	CAR	LGV	OGV1	OGV2	PSV		CAR	LGV	OGV1	OGV2	PSV	
16:00	34	3	2	0	0	39	48	4	0	0	0	52
16:15	16	3	1	0	0	20	60	4	0	0	1	65
16:30	44	7	2	0	0	53	60	6	1	1	0	68
16:45	34	5	1	0	0	40	56	5	0	1	1	63
17:00	56	3	0	0	0	59	88	5	1	0	0	94
17:15	33	1	0	0	0	34	88	5	0	0	1	94
17:30	35	3	0	0	0	38	65	7	0	0	0	72
17:45	26	2	0	1	0	29	80	0	1	1	0	82
18:00	17	1	0	0	0	18	39	5	0	0	1	45
18:15	22	0	0	0	0	22	36	0	0	0	0	36
18:30	16	0	0	0	0	16	45	1	0	0	0	46
18:45	14	0	0	0	0	14	44	3	0	0	0	47
P/TOT	347	28	6	1	0	382	709	45	3	3	4	764

SITE: 4

DATE: 09/07/2008

LOCATION: B4027 / COOMBE FIELDS ROAD

DAY: WEDNESDAY

TIME	C to B					TOT	C to A					TOT
	CAR	LGV	OGV1	OGV2	PSV		CAR	LGV	OGV1	OGV2	PSV	
07:00	41	8	1	1	0	51	0	0	0	0	0	0
07:15	65	6	0	1	0	72	0	0	0	0	0	0
07:30	73	4	1	0	1	79	0	0	0	0	0	0
07:45	101	6	1	0	0	108	0	0	0	0	0	0
08:00	90	1	1	0	0	92	0	0	0	0	0	0
08:15	92	3	5	0	0	100	1	1	0	0	0	2
08:30	64	5	1	1	2	73	1	0	0	0	0	1
08:45	49	4	0	2	0	55	1	0	0	0	0	1
09:00	43	3	1	0	2	49	0	0	0	0	0	0
09:15	25	5	1	0	0	31	0	1	0	0	0	1
09:30	24	0	0	0	1	25	0	0	1	0	0	1
09:45	29	6	1	1	0	37	0	0	0	0	0	0
P/TOT	696	51	13	6	6	772	3	2	1	0	0	6

TIME	C to B					TOT	C to A					TOT
	CAR	LGV	OGV1	OGV2	PSV		CAR	LGV	OGV1	OGV2	PSV	
16:00	34	6	1	1	0	42	0	0	0	0	0	0
16:15	49	6	0	0	1	56	0	0	0	0	0	0
16:30	53	6	2	0	3	64	0	0	0	0	0	0
16:45	52	1	1	0	1	55	0	0	0	0	0	0
17:00	49	6	0	0	0	55	2	1	0	0	0	3
17:15	60	4	0	0	0	64	0	0	0	0	0	0
17:30	58	4	0	1	1	64	0	0	0	0	0	0
17:45	81	2	0	0	0	83	0	0	0	0	0	0
18:00	60	0	0	0	0	60	4	0	0	0	0	4
18:15	50	0	0	0	0	50	1	0	0	0	0	1
18:30	109	1	1	0	0	111	1	0	0	0	0	1
18:45	101	1	1	1	0	104	2	0	0	0	0	2
P/TOT	756	37	6	3	6	808	10	1	0	0	0	11

SITE: 4

DATE: 09/07/2008

LOCATION: B4027 / COOMBE FIELDS ROAD

DAY: WEDNESDAY

TIME	TO ARM A					TOT	FROM ARM A					TOT
	CAR	LGV	OGV1	OGV2	PSV		CAR	LGV	HGV	MCL	PCL	
07:00	47	3	0	0	0	50	20	3	0	0	0	23
07:15	56	3	0	0	0	59	16	2	1	0	0	19
07:30	21	0	0	0	0	21	24	4	1	0	0	29
07:45	25	3	0	0	0	28	39	6	0	0	0	45
08:00	25	1	2	0	0	28	40	5	0	2	0	47
08:15	25	3	2	0	0	30	49	2	1	1	0	53
08:30	9	0	0	0	0	9	42	6	2	0	1	51
08:45	15	1	0	0	0	16	27	0	0	0	0	27
09:00	7	0	2	0	0	9	14	0	0	0	0	14
09:15	12	3	1	0	0	16	12	4	0	0	0	16
09:30	7	3	3	0	0	13	3	4	1	0	0	8
09:45	7	1	0	0	0	8	5	3	1	0	0	9
P/TOT	256	21	10	0	0	287	291	39	7	3	1	341

TIME	TO ARM A					TOT	FROM ARM A					TOT
	CAR	LGV	OGV1	OGV2	PSV		CAR	LGV	HGV	MCL	PCL	
16:00	34	3	2	0	0	39	45	1	1	0	0	47
16:15	16	3	1	0	0	20	23	4	0	0	0	27
16:30	44	7	2	0	0	53	26	0	0	0	0	26
16:45	34	5	1	0	0	40	25	1	0	0	0	26
17:00	58	4	0	0	0	62	45	0	1	0	1	47
17:15	33	1	0	0	0	34	27	1	0	0	0	28
17:30	35	3	0	0	0	38	42	1	0	0	0	43
17:45	26	2	0	1	0	29	53	3	0	0	0	56
18:00	21	1	0	0	0	22	37	1	0	0	0	38
18:15	23	0	0	0	0	23	35	0	0	0	0	35
18:30	17	0	0	0	0	17	64	0	0	0	0	64
18:45	16	0	0	0	0	16	76	0	0	0	0	76
P/TOT	357	29	6	1	0	393	498	12	2	0	1	513

SITE: 4

DATE: 09/07/2008

LOCATION: B4027 / COOMBE FIELDS ROAD

DAY: WEDNESDAY

TIME	TO ARM B					TOT	FROM ARM B					TOT
	CAR	LGV	OGV1	OGV2	PSV		CAR	LGV	OGV1	OGV2	PSV	
07:00	61	11	1	1	0	74	75	7	0	0	0	82
07:15	81	8	1	1	0	91	86	6	1	0	1	94
07:30	97	8	2	0	1	108	70	3	0	0	2	75
07:45	140	12	1	0	0	153	63	10	4	0	1	78
08:00	130	6	1	1	0	138	67	6	2	0	1	76
08:15	141	5	6	1	0	153	66	12	3	0	1	82
08:30	106	11	2	1	2	122	31	3	2	0	0	36
08:45	76	4	0	2	0	82	35	4	0	0	0	39
09:00	57	3	1	0	2	63	29	4	5	0	0	38
09:15	37	9	1	0	0	47	30	3	2	0	1	36
09:30	27	4	1	0	1	33	29	6	2	1	0	38
09:45	34	9	2	1	0	46	18	3	3	3	1	28
P/TOT	987	90	19	8	6	1110	599	67	24	4	8	702

TIME	TO ARM B					TOT	FROM ARM B					TOT
	CAR	LGV	OGV1	OGV2	PSV		CAR	LGV	OGV1	OGV2	PSV	
16:00	79	7	2	1	0	89	82	7	2	0	0	91
16:15	72	10	0	0	1	83	76	7	1	0	1	85
16:30	79	6	2	0	3	90	104	13	3	1	0	121
16:45	77	2	1	0	1	81	90	10	1	1	1	103
17:00	92	6	1	0	1	100	144	8	1	0	0	153
17:15	86	5	0	0	0	91	121	6	0	0	1	128
17:30	100	5	0	1	1	107	100	10	0	0	0	110
17:45	134	5	0	0	0	139	106	2	1	2	0	111
18:00	97	1	0	0	0	98	56	6	0	0	1	63
18:15	84	0	0	0	0	84	58	0	0	0	0	58
18:30	171	1	1	0	0	173	61	1	0	0	0	62
18:45	176	1	1	1	0	179	58	3	0	0	0	61
P/TOT	1247	49	8	3	7	1314	1056	73	9	4	4	1146

SITE: 4

DATE: 09/07/2008

LOCATION: B4027 / COOMBE FIELDS ROAD

DAY: WEDNESDAY

TIME	TO ARM C					TOT	FROM ARM C					TOT
	CAR	LGV	OGV1	OGV2	PSV		CAR	LGV	OGV1	OGV2	PSV	
07:00	28	4	0	0	0	32	41	8	1	1	0	51
07:15	30	3	1	0	1	35	65	6	0	1	0	72
07:30	49	3	0	0	2	54	73	4	1	0	1	79
07:45	38	7	4	0	1	50	101	6	1	0	0	108
08:00	42	5	0	1	1	49	90	1	1	0	0	92
08:15	42	10	1	0	1	54	93	4	5	0	0	102
08:30	23	3	3	0	1	30	65	5	1	1	2	74
08:45	21	3	0	0	0	24	50	4	0	2	0	56
09:00	22	4	3	0	0	29	43	3	1	0	2	49
09:15	18	1	1	0	1	21	25	6	1	0	0	32
09:30	22	3	0	1	0	26	24	0	1	0	1	26
09:45	11	2	3	3	1	20	29	6	1	1	0	37
P/TOT	346	48	16	5	9	424	699	53	14	6	6	778

TIME	TO ARM C					TOT	FROM ARM C					TOT
	CAR	LGV	OGV1	OGV2	PSV		CAR	LGV	OGV1	OGV2	PSV	
16:00	48	4	0	0	0	52	34	6	1	1	0	42
16:15	60	4	0	0	1	65	49	6	0	0	1	56
16:30	60	6	1	1	0	68	53	6	2	0	3	64
16:45	56	5	0	1	1	63	52	1	1	0	1	55
17:00	90	5	1	0	0	96	51	7	0	0	0	58
17:15	89	5	0	0	1	95	60	4	0	0	0	64
17:30	65	7	0	0	0	72	58	4	0	1	1	64
17:45	80	0	1	1	0	82	81	2	0	0	0	83
18:00	39	5	0	0	1	45	64	0	0	0	0	64
18:15	37	0	0	0	0	37	51	0	0	0	0	51
18:30	47	1	0	0	0	48	110	1	1	0	0	112
18:45	45	3	0	0	0	48	103	1	1	1	0	106
P/TOT	716	45	3	3	4	771	766	38	6	3	6	819

SITE: 4

DATE: 09 July 2008

LOCATION: B4027 / COOMBE FIELDS ROAD

DAY: WEDNESDAY

TIME	JUNCTION TOTAL					TOT
	CAR	LGV	OGV1	OGV2	PSV	
07:00	136	18	1	1	0	156
07:15	167	14	2	1	1	185
07:30	167	11	2	0	3	183
07:45	203	22	5	0	1	231
08:00	197	12	3	2	1	215
08:15	208	18	9	1	1	237
08:30	138	14	5	1	3	161
08:45	112	8	0	2	0	122
09:00	86	7	6	0	2	101
09:15	67	13	3	0	1	84
09:30	56	10	4	1	1	72
09:45	52	12	5	4	1	74
P/TOT	1589	159	45	13	15	1821

PEAK HOUR CALCULATION	
07:00 to 08:00	755
07:15 to 08:15	814
07:30 to 08:30	866
07:45 to 08:45	844
08:00 to 09:00	735
08:15 to 09:15	621
08:30 to 09:30	468
08:45 to 09:45	379
09:00 to 10:00	331
PEAK VALUE	866

TIME	JUNCTION TOTAL					TOT
	CAR	LGV	OGV1	OGV2	PSV	
16:00	161	14	4	1	0	180
16:15	148	17	1	0	2	168
16:30	183	19	5	1	3	211
16:45	167	12	2	1	2	184
17:00	240	15	2	0	1	258
17:15	208	11	0	0	1	220
17:30	200	15	0	1	1	217
17:45	240	7	1	2	0	250
18:00	157	7	0	0	1	165
18:15	144	0	0	0	0	144
18:30	235	2	1	0	0	238
18:45	237	4	1	1	0	243
P/TOT	2320	123	17	7	11	2478

PEAK HOUR CALCULATION	
16:00 to 17:00	743
16:15 to 17:15	821
16:30 to 17:30	873
16:45 to 17:45	879
17:00 to 18:00	945
17:15 to 18:15	852
17:30 to 18:30	776
17:45 to 18:45	797
18:00 to 19:00	790
PEAK VALUE	945

SITE: 5

DATE: 09/07/2008

LOCATION: PETER HALL LANE / B4029

DAY: WEDNESDAY

TIME	A to D					TOT	A to C					TOT
	CAR	LGV	OGV1	OGV2	PSV		CAR	LGV	OGV1	OGV2	PSV	
07:00	3	0	0	0	0	3	27	5	0	0	0	32
07:15	5	1	0	0	0	6	40	3	0	0	0	43
07:30	5	1	0	0	0	6	43	4	1	0	0	48
07:45	3	0	0	0	0	3	45	5	0	1	0	51
08:00	4	0	0	0	0	4	44	4	2	3	0	53
08:15	5	1	0	0	0	6	37	3	1	1	0	42
08:30	4	0	0	0	0	4	22	8	2	3	0	35
08:45	5	3	0	0	1	9	21	4	2	2	0	29
09:00	5	0	0	0	0	5	12	2	0	1	0	15
09:15	3	0	0	0	0	3	13	1	2	3	0	19
09:30	7	0	0	0	0	7	14	1	0	2	0	17
09:45	2	0	0	0	0	2	2	1	1	1	0	5
P/TOT	51	6	0	0	1	58	320	41	11	17	0	389

TIME	A to D					TOT	A to C					TOT
	CAR	LGV	OGV1	OGV2	PSV		CAR	LGV	OGV1	OGV2	PSV	
16:00	5	0	0	0	0	5	24	2	1	3	0	30
16:15	1	1	1	0	0	3	29	1	0	0	0	30
16:30	3	1	1	0	0	5	36	5	0	0	0	41
16:45	4	1	0	0	0	5	21	3	0	0	0	24
17:00	4	0	0	0	0	4	24	3	0	0	0	27
17:15	5	1	0	0	0	6	36	4	0	1	0	41
17:30	2	0	0	0	0	2	36	3	1	1	0	41
17:45	5	1	0	0	0	6	47	0	0	1	0	48
18:00	2	0	0	0	0	2	42	3	0	1	0	46
18:15	6	0	0	0	0	6	23	2	1	0	0	26
18:30	2	1	0	0	0	3	21	1	0	0	0	22
18:45	7	0	0	0	0	7	19	2	1	0	0	22
P/TOT	46	6	2	0	0	54	358	29	4	7	0	398

SITE: 5

DATE: 09/07/2008

LOCATION: PETER HALL LANE / B4029

DAY: WEDNESDAY

TIME	A to B					TOT
	CAR	LGV	OGV1	OGV2	PSV	
07:00	0	0	0	0	0	0
07:15	0	0	0	0	0	0
07:30	0	0	0	0	0	0
07:45	0	0	0	0	0	0
08:00	0	0	0	0	0	0
08:15	0	0	0	0	0	0
08:30	0	0	0	0	0	0
08:45	1	0	0	0	0	1
09:00	0	0	0	0	0	0
09:15	0	0	0	0	0	0
09:30	0	0	0	0	0	0
09:45	0	0	0	0	0	0
P/TOT	1	0	0	0	0	1

TIME	A to B					TOT
	CAR	LGV	OGV1	OGV2	PSV	
16:00	0	0	0	0	0	0
16:15	0	0	1	0	0	1
16:30	1	0	0	0	0	1
16:45	0	0	0	0	0	0
17:00	0	0	0	0	0	0
17:15	0	0	0	0	0	0
17:30	0	0	0	0	0	0
17:45	0	0	0	0	0	0
18:00	0	0	0	0	0	0
18:15	0	0	0	0	0	0
18:30	0	0	0	0	0	0
18:45	0	1	0	0	0	1
P/TOT	1	1	1	0	0	3

SITE: 5

DATE: 09/07/2008

LOCATION: PETER HALL LANE / B4029

DAY: WEDNESDAY

TIME	B to A					TOT	B to D					TOT
	CAR	LGV	OGV1	OGV2	PSV		CAR	LGV	OGV1	OGV2	PSV	
07:00	0	0	0	0	0	0	0	0	0	0	0	0
07:15	0	0	0	0	0	0	0	0	0	0	0	0
07:30	0	0	0	0	0	0	1	0	0	0	0	1
07:45	0	0	0	0	0	0	0	0	0	0	0	0
08:00	0	0	0	0	0	0	0	0	0	0	0	0
08:15	0	0	0	0	0	0	0	0	0	0	0	0
08:30	1	0	0	0	0	1	0	0	0	0	0	0
08:45	1	0	0	0	0	1	2	0	0	0	0	2
09:00	0	0	0	0	0	0	0	0	0	0	0	0
09:15	0	0	0	0	0	0	0	2	0	0	0	2
09:30	0	0	0	0	0	0	0	0	0	0	0	0
09:45	0	0	0	0	0	0	0	0	0	0	0	0
P/TOT	2	0	0	0	0	2	3	2	0	0	0	5

TIME	B to A					TOT	B to D					TOT
	CAR	LGV	OGV1	OGV2	PSV		CAR	LGV	OGV1	OGV2	PSV	
16:00	0	0	0	0	0	0	5	0	0	0	0	5
16:15	0	0	0	0	0	0	5	0	0	0	0	5
16:30	0	0	1	0	0	1	1	0	0	0	0	1
16:45	0	0	0	0	0	0	6	2	0	0	0	8
17:00	0	0	0	0	0	0	5	0	0	0	0	5
17:15	0	0	0	0	0	0	6	0	0	0	0	6
17:30	0	0	0	0	0	0	3	0	0	0	0	3
17:45	0	0	0	0	0	0	5	0	0	0	0	5
18:00	0	0	0	0	0	0	2	0	0	0	0	2
18:15	0	0	0	0	0	0	5	0	0	0	0	5
18:30	0	0	0	0	0	0	3	0	0	0	0	3
18:45	0	0	0	0	0	0	2	0	0	0	0	2
P/TOT	0	0	1	0	0	1	48	2	0	0	0	50

SITE: 5

DATE: 09/07/2008

LOCATION: PETER HALL LANE / B4029

DAY: WEDNESDAY

TIME	B to C					TOT
	CAR	LGV	OGV1	OGV2	PSV	
07:00	1	0	0	0	0	1
07:15	1	0	0	0	0	1
07:30	1	0	0	0	0	1
07:45	0	0	0	0	0	0
08:00	1	0	0	0	0	1
08:15	2	0	0	0	0	2
08:30	0	0	0	0	0	0
08:45	0	0	0	0	0	0
09:00	4	0	0	0	0	4
09:15	0	0	0	0	0	0
09:30	2	0	0	0	0	2
09:45	1	0	0	0	0	1
P/TOT	13	0	0	0	0	13

TIME	B to C					TOT
	CAR	LGV	OGV1	OGV2	PSV	
16:00	15	1	0	0	0	16
16:15	5	0	0	0	0	5
16:30	1	0	0	0	0	1
16:45	6	0	0	0	0	6
17:00	10	0	0	0	0	10
17:15	4	0	0	0	0	4
17:30	5	0	0	0	0	5
17:45	1	0	0	0	0	1
18:00	1	0	0	0	0	1
18:15	2	0	0	0	0	2
18:30	5	0	0	0	0	5
18:45	2	0	0	0	0	2
P/TOT	57	1	0	0	0	58

SITE: 5

DATE: 09/07/2008

LOCATION: PETER HALL LANE / B4029

DAY: WEDNESDAY

TIME	C to B					TOT	C to A					TOT
	CAR	LGV	OGV1	OGV2	PSV		CAR	LGV	OGV1	OGV2	PSV	
07:00	10	1	0	0	0	11	13	2	1	0	0	16
07:15	16	0	0	0	0	16	14	2	0	1	0	17
07:30	3	1	0	0	0	4	31	3	0	1	0	35
07:45	4	0	0	0	0	4	50	2	0	0	0	52
08:00	5	0	1	0	0	6	37	7	0	1	0	45
08:15	5	0	0	0	1	6	46	6	1	1	0	54
08:30	3	0	0	0	0	3	34	3	1	0	0	38
08:45	1	1	0	0	0	2	30	3	2	3	0	38
09:00	5	0	0	0	0	5	20	3	1	1	0	25
09:15	0	0	0	0	0	0	23	4	0	2	0	29
09:30	1	0	0	0	0	1	15	1	0	3	0	19
09:45	0	0	0	0	0	0	12	0	0	2	0	14
P/TOT	53	3	1	0	1	58	325	36	6	15	0	382

TIME	C to B					TOT	C to A					TOT
	CAR	LGV	OGV1	OGV2	PSV		CAR	LGV	OGV1	OGV2	PSV	
16:00	4	1	0	0	0	5	26	6	1	3	0	36
16:15	1	0	0	0	0	1	24	3	1	2	0	30
16:30	0	0	0	0	0	0	42	4	2	1	0	49
16:45	1	0	0	0	0	1	38	11	0	0	0	49
17:00	0	0	0	0	0	0	42	5	0	0	0	47
17:15	1	0	0	0	0	1	54	2	0	1	0	57
17:30	0	0	0	0	0	0	38	6	1	0	0	45
17:45	0	0	0	0	0	0	39	1	0	0	0	40
18:00	0	0	0	0	0	0	32	4	0	0	0	36
18:15	1	0	0	0	0	1	42	3	2	0	1	48
18:30	0	0	0	0	0	0	27	0	0	0	0	27
18:45	0	0	0	0	0	0	18	0	0	0	0	18
P/TOT	8	1	0	0	0	9	422	45	7	7	1	482

SITE: 5

DATE: 09/07/2008

LOCATION: PETER HALL LANE / B4029

DAY: WEDNESDAY

TIME	C to D					TOT
	CAR	LGV	OGV1	OGV2	PSV	
07:00	0	0	0	0	0	0
07:15	1	0	0	0	0	1
07:30	0	0	0	0	0	0
07:45	0	0	0	0	0	0
08:00	0	0	0	0	0	0
08:15	0	0	0	0	0	0
08:30	0	0	0	0	0	0
08:45	0	0	0	0	0	0
09:00	0	0	0	0	0	0
09:15	0	0	0	0	0	0
09:30	1	0	0	0	0	1
09:45	0	0	0	0	0	0
P/TOT	2	0	0	0	0	2

TIME	C to D					TOT
	CAR	LGV	OGV1	OGV2	PSV	
16:00	0	0	0	0	0	0
16:15	2	0	0	0	0	2
16:30	1	0	0	0	0	1
16:45	0	0	0	0	0	0
17:00	2	0	0	0	0	2
17:15	0	0	0	0	0	0
17:30	1	1	0	0	0	2
17:45	1	0	0	0	0	1
18:00	1	0	0	0	0	1
18:15	1	0	0	0	0	1
18:30	1	0	0	0	0	1
18:45	1	0	0	0	0	1
P/TOT	11	1	0	0	0	12

SITE: 5

DATE: 09/07/2008

LOCATION: PETER HALL LANE / B4029

DAY: WEDNESDAY

TIME	D to C					TOT	D to B					TOT
	CAR	LGV	OGV1	OGV2	PSV		CAR	LGV	OGV1	OGV2	PSV	
07:00	0	0	0	0	0	0	2	1	0	0	0	3
07:15	1	0	0	0	0	1	4	0	0	0	0	4
07:30	1	0	0	0	0	1	9	0	0	0	0	9
07:45	1	0	0	0	0	1	12	0	0	0	0	12
08:00	1	1	0	0	0	2	7	1	0	0	0	8
08:15	4	0	0	0	0	4	15	1	0	0	0	16
08:30	1	0	0	0	0	1	16	0	0	0	0	16
08:45	1	0	0	0	0	1	5	0	0	0	0	5
09:00	0	1	0	0	0	1	1	0	0	0	0	1
09:15	0	0	0	0	0	0	0	0	0	0	0	0
09:30	0	0	0	0	0	0	0	1	0	0	0	1
09:45	0	0	0	0	0	0	0	0	0	0	0	0
P/TOT	10	2	0	0	0	12	71	4	0	0	0	75

TIME	D to C					TOT	D to B					TOT
	CAR	LGV	OGV1	OGV2	PSV		CAR	LGV	OGV1	OGV2	PSV	
16:00	0	1	0	0	0	1	1	0	0	0	0	1
16:15	0	0	0	0	0	0	1	0	0	0	0	1
16:30	0	0	0	0	0	0	0	0	0	0	0	0
16:45	0	0	0	0	0	0	2	0	0	0	0	2
17:00	1	0	0	0	0	1	2	0	0	0	0	2
17:15	1	0	0	0	0	1	4	0	0	0	0	4
17:30	2	0	0	0	0	2	4	0	0	0	0	4
17:45	1	0	0	0	0	1	1	0	0	0	0	1
18:00	1	0	0	0	0	1	0	0	0	0	0	0
18:15	1	0	0	0	0	1	0	0	0	0	0	0
18:30	0	0	0	0	0	0	2	0	0	0	0	2
18:45	1	0	0	0	0	1	1	0	0	0	0	1
P/TOT	8	1	0	0	0	9	18	0	0	0	0	18

SITE: 5

DATE: 09/07/2008

LOCATION: PETER HALL LANE / B4029

DAY: WEDNESDAY

TIME	D to A					TOT
	CAR	LGV	OGV1	OGV2	PSV	
07:00	4	0	2	0	0	6
07:15	7	0	0	1	0	8
07:30	8	3	0	0	0	11
07:45	9	0	0	0	0	9
08:00	8	0	0	0	0	8
08:15	17	1	0	0	0	18
08:30	10	2	0	1	0	13
08:45	6	2	0	0	0	8
09:00	8	1	1	0	0	10
09:15	3	1	1	0	0	5
09:30	3	1	0	0	0	4
09:45	4	0	0	0	0	4
P/TOT	87	11	4	2	0	104

TIME	D to A					TOT
	CAR	LGV	OGV1	OGV2	PSV	
16:00	6	2	0	0	0	8
16:15	7	2	0	0	0	9
16:30	6	1	0	0	0	7
16:45	5	3	0	0	0	8
17:00	12	1	0	0	0	13
17:15	4	0	0	0	0	4
17:30	5	1	0	0	0	6
17:45	1	0	0	0	0	1
18:00	6	0	0	0	0	6
18:15	2	2	0	0	0	4
18:30	6	0	0	0	0	6
18:45	4	0	0	0	0	4
P/TOT	64	12	0	0	0	76

SITE: 5

DATE: 09/07/2008

LOCATION: PETER HALL LANE / B4029

DAY: WEDNESDAY

TIME	TO ARM A					TOT	FROM ARM A					TOT
	CAR	LGV	OGV1	OGV2	PSV		CAR	LGV	OGV1	OGV2	PSV	
07:00	17	2	3	0	0	22	30	5	0	0	0	35
07:15	21	2	0	2	0	25	45	4	0	0	0	49
07:30	39	6	0	1	0	46	48	5	1	0	0	54
07:45	59	2	0	0	0	61	48	5	0	1	0	54
08:00	45	7	0	1	0	53	48	4	2	3	0	57
08:15	63	7	1	1	0	72	42	4	1	1	0	48
08:30	45	5	1	1	0	52	26	8	2	3	0	39
08:45	37	5	2	3	0	47	27	7	2	2	1	39
09:00	28	4	2	1	0	35	17	2	0	1	0	20
09:15	26	5	1	2	0	34	16	1	2	3	0	22
09:30	18	2	0	3	0	23	21	1	0	2	0	24
09:45	16	0	0	2	0	18	4	1	1	1	0	7
P/TOT	414	47	10	17	0	488	372	47	11	17	1	448

TIME	TO ARM A					TOT	FROM ARM A					TOT
	CAR	LGV	OGV1	OGV2	PSV		CAR	LGV	OGV1	OGV2	PSV	
16:00	32	8	1	3	0	44	29	2	1	3	0	35
16:15	31	5	1	2	0	39	30	2	2	0	0	34
16:30	48	5	3	1	0	57	40	6	1	0	0	47
16:45	43	14	0	0	0	57	25	4	0	0	0	29
17:00	54	6	0	0	0	60	28	3	0	0	0	31
17:15	58	2	0	1	0	61	41	5	0	1	0	47
17:30	43	7	1	0	0	51	38	3	1	1	0	43
17:45	40	1	0	0	0	41	52	1	0	1	0	54
18:00	38	4	0	0	0	42	44	3	0	1	0	48
18:15	44	5	2	0	1	52	29	2	1	0	0	32
18:30	33	0	0	0	0	33	23	2	0	0	0	25
18:45	22	0	0	0	0	22	26	3	1	0	0	30
P/TOT	486	57	8	7	1	559	405	36	7	7	0	455

SITE: 5

DATE: 09/07/2008

LOCATION: PETER HALL LANE / B4029

DAY: WEDNESDAY

TIME	TO ARM B					TOT	FROM ARM B					TOT
	CAR	LGV	OGV1	OGV2	PSV		CAR	LGV	OGV1	OGV2	PSV	
07:00	12	2	0	0	0	14	1	0	0	0	0	1
07:15	20	0	0	0	0	20	1	0	0	0	0	1
07:30	12	1	0	0	0	13	2	0	0	0	0	2
07:45	16	0	0	0	0	16	0	0	0	0	0	0
08:00	12	1	1	0	0	14	1	0	0	0	0	1
08:15	20	1	0	0	1	22	2	0	0	0	0	2
08:30	19	0	0	0	0	19	1	0	0	0	0	1
08:45	7	1	0	0	0	8	3	0	0	0	0	3
09:00	6	0	0	0	0	6	4	0	0	0	0	4
09:15	0	0	0	0	0	0	0	2	0	0	0	2
09:30	1	1	0	0	0	2	2	0	0	0	0	2
09:45	0	0	0	0	0	0	1	0	0	0	0	1
P/TOT	125	7	1	0	1	134	18	2	0	0	0	20

TIME	TO ARM B					TOT	FROM ARM B					TOT
	CAR	LGV	OGV1	OGV2	PSV		CAR	LGV	OGV1	OGV2	PSV	
16:00	5	1	0	0	0	6	20	1	0	0	0	21
16:15	2	0	1	0	0	3	10	0	0	0	0	10
16:30	1	0	0	0	0	1	2	0	1	0	0	3
16:45	3	0	0	0	0	3	12	2	0	0	0	14
17:00	2	0	0	0	0	2	15	0	0	0	0	15
17:15	5	0	0	0	0	5	10	0	0	0	0	10
17:30	4	0	0	0	0	4	8	0	0	0	0	8
17:45	1	0	0	0	0	1	6	0	0	0	0	6
18:00	0	0	0	0	0	0	3	0	0	0	0	3
18:15	1	0	0	0	0	1	7	0	0	0	0	7
18:30	2	0	0	0	0	2	8	0	0	0	0	8
18:45	1	1	0	0	0	2	4	0	0	0	0	4
P/TOT	27	2	1	0	0	30	105	3	1	0	0	109

SITE: 5

DATE: 09/07/2008

LOCATION: PETER HALL LANE / B4029

DAY: WEDNESDAY

TIME	TO ARM C					TOT	FROM ARM C					TOT
	CAR	LGV	OGV1	OGV2	PSV		CAR	LGV	OGV1	OGV2	PSV	
07:00	28	5	0	0	0	33	23	3	1	0	0	27
07:15	42	3	0	0	0	45	31	2	0	1	0	34
07:30	45	4	1	0	0	50	34	4	0	1	0	39
07:45	46	5	0	1	0	52	54	2	0	0	0	56
08:00	46	5	2	3	0	56	42	7	1	1	0	51
08:15	43	3	1	1	0	48	51	6	1	1	1	60
08:30	23	8	2	3	0	36	37	3	1	0	0	41
08:45	22	4	2	2	0	30	31	4	2	3	0	40
09:00	16	3	0	1	0	20	25	3	1	1	0	30
09:15	13	1	2	3	0	19	23	4	0	2	0	29
09:30	16	1	0	2	0	19	17	1	0	3	0	21
09:45	3	1	1	1	0	6	12	0	0	2	0	14
P/TOT	343	43	11	17	0	414	380	39	7	15	1	442

TIME	TO ARM C					TOT	FROM ARM C					TOT
	CAR	LGV	OGV1	OGV2	PSV		CAR	LGV	OGV1	OGV2	PSV	
16:00	39	4	1	3	0	47	30	7	1	3	0	41
16:15	34	1	0	0	0	35	27	3	1	2	0	33
16:30	37	5	0	0	0	42	43	4	2	1	0	50
16:45	27	3	0	0	0	30	39	11	0	0	0	50
17:00	35	3	0	0	0	38	44	5	0	0	0	49
17:15	41	4	0	1	0	46	55	2	0	1	0	58
17:30	43	3	1	1	0	48	39	7	1	0	0	47
17:45	49	0	0	1	0	50	40	1	0	0	0	41
18:00	44	3	0	1	0	48	33	4	0	0	0	37
18:15	26	2	1	0	0	29	44	3	2	0	1	50
18:30	26	1	0	0	0	27	28	0	0	0	0	28
18:45	22	2	1	0	0	25	19	0	0	0	0	19
P/TOT	423	31	4	7	0	465	441	47	7	7	1	503

SITE: 5

DATE: 09/07/2008

LOCATION: PETER HALL LANE / B4029

DAY: WEDNESDAY

TIME	TO ARM D					TOT	FROM ARM D					TOT
	CAR	LGV	OGV1	OGV2	PSV		CAR	LGV	OGV1	OGV2	PSV	
07:00	3	0	0	0	0	3	6	1	2	0	0	9
07:15	6	1	0	0	0	7	12	0	0	1	0	13
07:30	6	1	0	0	0	7	18	3	0	0	0	21
07:45	3	0	0	0	0	3	22	0	0	0	0	22
08:00	4	0	0	0	0	4	16	2	0	0	0	18
08:15	5	1	0	0	0	6	36	2	0	0	0	38
08:30	4	0	0	0	0	4	27	2	0	1	0	30
08:45	7	3	0	0	1	11	12	2	0	0	0	14
09:00	5	0	0	0	0	5	9	2	1	0	0	12
09:15	3	2	0	0	0	5	3	1	1	0	0	5
09:30	8	0	0	0	0	8	3	2	0	0	0	5
09:45	2	0	0	0	0	2	4	0	0	0	0	4
P/TOT	56	8	0	0	1	65	168	17	4	2	0	191

TIME	TO ARM D					TOT	FROM ARM D					TOT
	CAR	LGV	OGV1	OGV2	PSV		CAR	LGV	OGV1	OGV2	PSV	
16:00	10	0	0	0	0	10	7	3	0	0	0	10
16:15	8	1	1	0	0	10	8	2	0	0	0	10
16:30	5	1	1	0	0	7	6	1	0	0	0	7
16:45	10	3	0	0	0	13	7	3	0	0	0	10
17:00	11	0	0	0	0	11	15	1	0	0	0	16
17:15	11	1	0	0	0	12	9	0	0	0	0	9
17:30	6	1	0	0	0	7	11	1	0	0	0	12
17:45	11	1	0	0	0	12	3	0	0	0	0	3
18:00	5	0	0	0	0	5	7	0	0	0	0	7
18:15	12	0	0	0	0	12	3	2	0	0	0	5
18:30	6	1	0	0	0	7	8	0	0	0	0	8
18:45	10	0	0	0	0	10	6	0	0	0	0	6
P/TOT	105	9	2	0	0	116	90	13	0	0	0	103